

# DEVELON

-7 Series

## Mini Excavators

DX27Z-7 / DX35Z-7 / DX42-7 / DX50Z-7 / DX55R-7  
DX62R-7 / DX63-7 / DX89R-7



# DEVELON

## Continuous evolution, for better.

---

We trace our roots to 1937 as one of Korea's first large-scale machine plants. During that time, we have consistently delivered earth-moving equipment to build critical infrastructure for the betterment of communities, societies and the wider world.

We are  
**DEVELON.**

DEVELON is a bold name that reflects our core ambition to continue developing onwards and leaving behind a positive footprint in our world. Moving forward, we will continue providing innovative products and solutions that advance the world we live in today.



# Your Local Dealer Is Dedicated to Your Success.

Your local DEVELON dealer is here for you: helping to solve your unique business challenges and advance the development of your community. Our dealers provide a full lineup of highly productive and fuel-efficient equipment, outstanding value and comprehensive services to help build your success.

## Expanding Equipment Lineup

DEVELON continues to expand our innovative and durable lineup of equipment, providing more of the resources you need to take on a variety of projects and expand your business. Talk with your dealer to find the right equipment, attachments and technologies to move ahead.

## Authorized DEVELON Service Technicians

You can count on experienced and highly skilled professional technicians from your local dealership to keep your valuable DEVELON equipment running at peak performance. You'll get responsive service, reliable parts and trusted advice.

## Parts Availability

With two DEVELON-exclusive parts distribution centers in Georgia and Washington state, your dealer can offer more parts inventory and faster delivery – including less than two-day delivery on a majority of genuine DEVELON parts.

## Machine Assembly Facility

A dedicated facility in Savannah, Georgia, tailors the equipment configuration and final machine assembly for faster delivery to your dealership.



# DEVELON -7 Series Mini Excavators.

All-new DEVELON -7 Series mini excavators have been designed inside and out to tackle your most challenging job site hurdles in congested worksites. Updated with more standard features, they deliver improved maneuverability, attachment versatility and operator comfort.



#### Maximum Versatility

- Auxiliary Hydraulic Lines
- Secondary Auxiliary Hydraulics Option
- Thumb-Ready Arm
- Quick-Coupler-Ready

#### Smart Technology

- DEVELON Fleet Management

#### Rugged Durability

- Width-Protected Swing Frame
- Tough Hoses and Smart Routing

#### Unmatched Comfort

- Superior Air Conditioning System
- Common DEVELON Controls
- Full-Color LCD display
- Rearview Camera Option

#### Enhanced Performance

- Zero Tail Swing and Reduced Tail Swing Designs
- Larger, Integrated Counterweight
- Rubber Track Undercarriage



Awarded to  
DX62R-7, DX63-7.



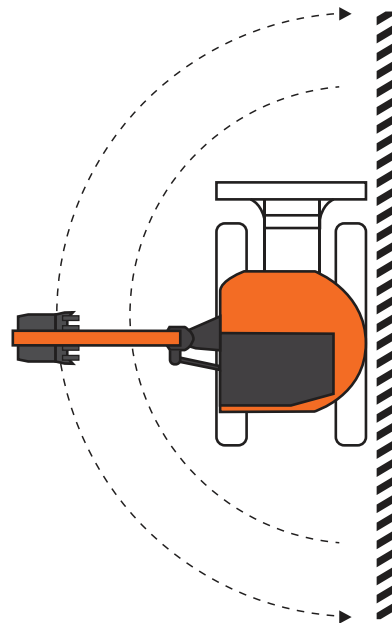
Awarded to DX27Z-7,  
DX35Z-7, DX50Z-7.



Awarded  
to DX42R-7.

# All You Need for Big Work in Tight Spaces.

DEVELON -7 Series mini excavators deliver the compact size and rugged capability you need to take on demanding digging and lifting tasks in tight, crowded worksites. You can rely on them to dig, lift, swing, load and travel where larger machines can't. Maneuverable and powerful, they'll run circles around your biggest job site obstacles.



### Zero Tail Swing and Reduced Tail Swing Designs

New rounded design allows you to maneuver with confidence next to structures without sacrificing turning, digging or lifting performance.

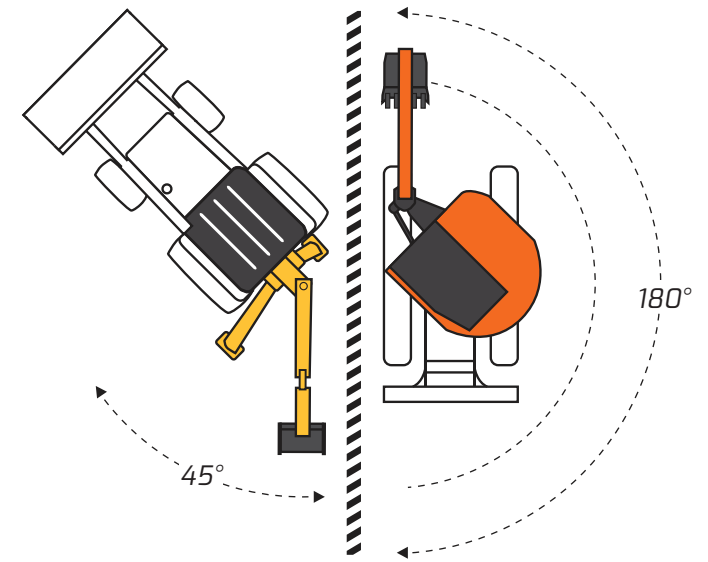
### Width-Protected Swing Frame

The swing casting and cylinders remain within the track width, making it less likely you'll damage these components or the structures and obstacles you're working around.

### Better Than a Tractor Loader Backhoe (TLB)

- The -7 Series machine house swings 360 degrees, continuously rotating for faster and more flexible spoil placement and less repositioning. A TLB has a limited swing of 180 degrees without obstructions.
- When working against an obstacle, a -7 Series machine provides a full 180 degrees of movement, while a TLB is limited to just 45 degrees of work group movement.
- The independent boom swing of the -7 Series mini excavator enables offset digging without repositioning. That's virtually impossible in a TLB. The boom swings independently of the excavator house, 60 degrees to the left and 53 degrees to the right.

- The mini excavator's tracked undercarriage provides superior flotation and traction and less ground disturbance compared to a TLB.
- In an excavator, you'll sit to the side of the boom for a clear view of the bucket or attachment. In a TLB, you'll have to lean around the boom to see properly.



### Narrow Machine Width

The DX27Z-7 model, just 61 inches wide, easily travels and works between homes on tight lot lines. So you can make quick work of projects previously done with shovels and wheelbarrows.

### Easier Transport

Quickly move from job site to job site and get to work sooner. Easy-access machine tie-downs make loading, securing and transporting fast and convenient.

# Count on All-Around Productivity.

Working in cramped, crowded workspaces still requires all the capabilities of larger machines. For utility work, landscaping, construction, site prep or projects on residential properties, -7 Series mini excavators deliver the exceptional performance every job demands.



## Enhanced Digging and Lifting Performance



- **The larger counterweight** improves machine balance and structural durability. It also enables offset digging without the need to reposition the machine.
- **The standard arm** delivers maximum breakout force and lifting ability. When you need more reach and dig depth, equip your machine with **the optional long arm** available for select models.
- Time is money, and DEVELON -7 Series mini excavators offer **fast cycle times** to get the job done quickly, with cylinders precisely sized to match pump capacities.
- **Efficient torque-limiting piston pumps** respond to load demands, delivering arm and bucket forces that meet the challenge of your most difficult jobs.



## Strong, Smooth, Predictable Work Group

- Pilot-operated control valves deliver the smooth, predictable control of the work group required for precision work in close quarters.
- A smooth control valve system provides ample, consistent oil flow for the job for fast cycle times and a smooth, agile response to your commands. You won't have to sacrifice speed to get smoother operation.

## Auto Downshift

When turning, pushing and maneuvering, the mini excavator will auto downshift so the machine won't bog down when traveling. As the load decreases, it automatically shifts back into high range.

## Integrated Slew Brakes

Infinite brake positioning makes it easier to load the machine onto a trailer or position it when working.



## Backfill Blade

Level, backfill, grade and push material with ease. The blade float feature allows the blade to follow the contours of the ground without operator input.

## 4-Way Angle Blade Option

Turning and tilting action allows you to more easily cut angles and slopes and efficiently backfill. (Available on DX42-7 only.)

## DEVELON Diesel Engine

Optimized to provide the ultimate in power delivery and fuel economy, the DEVELON mini excavators' Tier 4-compliant DEVELON engines reduce emissions and air pollution.



## Auto Idle

To reduce noise, improve job site communications and save fuel, this standard feature idles your engine automatically when machine functions are not used for a few seconds. When you move the controls, the excavator automatically returns to your previous throttle setting.



## Standard Rubber Track Undercarriage

Get superior flotation and traction on sensitive or soft surfaces and minimize damage when traveling across established surfaces — reducing the need to return to the job for repairs. A steel track undercarriage option is available.

# It's All About the Operator.

We've added more standard features to our -7 Series mini excavator lineup that provide added comfort. Whether you're working long days or in extreme weather, you'll stay comfortable and focused on getting the job done.



## Cab Comforts

The roomy cab is easy to enter and exit and is quiet – thanks to a quiet engine and solid cab construction with innovative, noise-reducing materials. Lockable storage keeps your personal items secure and out of the way.

- **The superior air conditioning system** is a standard feature on all enclosed-cab -7 Series mini excavator models. The fully integrated heat and air conditioning system offers multiple vents throughout the cab for excellent airflow and temperature maintenance.
- **An upgraded, adjustable heated seat** includes a seat base with extra layers of insulation – minimizing heat transfer and vibration from the engine to provide a new level of comfort.
- Flip-up foot pedals provide extra foot space when needed.
- Hands-free Bluetooth® audio is standard on enclosed cab models.
- An open canopy option is available, featuring a Rollover Protective Structure (ROPS).



8-inch screen shown.

## Common DEVELON Controls

The controls, buttons and general operations are similar to those on our large crawler and wheel excavators – making it easy to move from machine to machine. Choose the control pattern you prefer, ISO or BHL.

- A simple thumb switch on the right joystick controls auxiliary hydraulic functions, making fine adjustments effortless and improving your efficiency throughout the day.
- A thumb switch on the right joystick – not foot pedals – controls your boom swing and provides an optional control method.

## Full-Color LCD Screen

The easy-to-read, full-color, 5.7-inch LCD screen displays key machine data and control options. The screen provides a high-resolution graphic display, enhanced machine vitals and diagnostic screens.

An optional 8-inch display upgrade is available.

## Excellent Visibility

- An optional rearview camera offers an additional view, allowing you to navigate easily on job sites.
- The framed, full glass door provides exceptional visibility to the area alongside the excavator.
- High-illumination LED lamps provide enhanced visibility to the work area to ensure that you can see the work group, particularly the attachment.
- An optional rotating beacon is available for enhanced safety when operators are working in high-traffic areas or low-light situations.



# Versatility to Help You Do It All.

Attachments help you complete multiple tasks using one machine. The -7 Series mini excavators are designed for quick attachment changes, making it easy to diversify your business and expand the services you offer.



### Attachment-Ready

DEVELON mini excavators provide immediate multi-attachment functionality without additional installations or modifications. Available attachments from DEVELON include a bucket, thumb and quick coupler. See page 23 for attachment details.



### Thumb-Ready Arm

All -7 Series mini excavators have a thumb-ready arm that includes durable thumb mounts integrated into the arm. There's no welding required to add a thumb.

### Auxiliary Hydraulic Lines

Auxiliary hydraulics are configured with flush-face couplers on select models to make quick, easy hose connections when using hydraulic attachments.

### Adjustable Auxiliary Hydraulic Flow

Adjustable flow rates help optimize the response of hydraulic attachments — including thumbs, hydraulic breakers and augers. Select lower flow for more precise control or higher flow for peak hydraulic attachment performance.

### Secondary Auxiliary Hydraulics Option

Add an optional second set of hydraulics when you need to run multi-function attachments that require multi-function hydraulic flow. Secondary auxiliary hydraulics are ideal for using tiltrotator attachments.



### DEVELON Quick Coupler

DEVELON quick couplers significantly reduce the time it takes to switch attachments, which can dramatically impact productivity throughout the day.

### Quick-Coupler-Ready Design

All -7 Series models offer a new hydraulic quick-coupler-ready design with quick-coupler hydraulic piping installed to the end of the arm. You won't need additional accessories to install a compatible quick coupler to your machine.





# Stands Up to All You Put It Through.

Downtime isn't an option. You can depend on the -7 Series mini excavators to be ready when you are. These machines feature a durable design and solid construction that's engineered for the most punishing conditions and challenging tasks.



### Strong Work Group

The durable DEVELON work group is built tough, ensuring a long, productive life for your machine and requiring less routine maintenance.

### Newly Designed Counterweight

The larger, integrated counterweight helps improve lifting capacity and machine robustness. On long-arm machines, additional weight is included for optimal machine balance.



### Automatic Glow Plugs

Automatic glow plugs warm the combustion chamber for faster starting in cold weather. They also ease wear and tear on your engine starter.

### Steel Track Option

Choose the steel track undercarriage option for demolition work or other applications where working around sharp objects could damage the standard rubber tracks. All -7 Series mini excavators offer steel-track and rubber-shoe conversion with minimal modification required.



### Tough Hoses and Smart Routing

DEVELON incorporates steel hydraulic lines mounted securely on the top part of the boom structure, protected from wear, tear and damage on the job. Rubber hoses are routed through the lower portion of the boom swing casting to stand up to rugged working conditions.

### Onboard Diagnostics

Self-diagnostics allow you to monitor critical systems in real time and access historical machine alerts right from the LCD monitor in the cab. You can quickly troubleshoot problems and prevent downtime before it happens.

# All Service Points Within Easy Reach.

Keeping your -7 Series mini excavators running at peak performance is simple and efficient. With onboard diagnostic systems, convenient component access and common DEVELON parts, it's easy to make regular maintenance a regular habit.




## Easy Component Access

To ensure that daily maintenance happens daily, DEVELON -7 Series mini excavators offer easy access to filters and oil service points.

- Common DEVELON equipment design features easy serviceability access.
- The swing-open tailgate and side-access hood offer easy access to the engine and pump package, valve bank, cooling system and plumbing.

- Filters, fluids, air cleaner, battery and other maintenance points are easy to get to.
- Cooling cores can be separated for quick cleaning of the radiator.



## Local Service and Parts

Your local DEVELON dealer offers exceptional service from factory-trained technicians. You can also pick up genuine DEVELON parts from your dealer, who is supported by two regional warehouses located in North America.

## DEVELON Fleet Management

This system gives your dealer a direct communications link with your mini excavator. During operation, it monitors all critical data and provides a complete history of operation and a real-time log of machine failures. Armed with information like this, your dealer service personnel can fix issues fast — and you can get back to work.

## Convenience Features

Color-coded and labeled wiring and hydraulic hoses enable plug-and-play installation of electrical accessories — including the rotating beacon — and allow quicker, easier electrical troubleshooting.



Convenient battery disconnect completely disables your battery connection, protecting the battery life during extended storage periods. It can also provide an added measure of security on the job site after working hours.



Centralized boom swing cylinder greasing makes critical daily maintenance simple.

FULL COVERAGE

**36** MONTHS **5K** HOURS

## Superior Standard Warranty

Your new DEVELON machine includes full coverage for 36 months or 5,000 hours, whichever comes first, with parts and service support from your local authorized DEVELON dealer.

## Protection Plus® Extended Warranty

Our DEVELON Protection Plus® extended warranty coverage offers up to 420 different plan options, allowing you to customize coverage to meet your needs. Purchase up to 72 total months or up to 10,000 total hours of warranty protection covering the full machine, powertrain or powertrain plus hydraulics.

› Thumb-Ready Arm › Selectable Control Pattern › Quick-Coupler-Ready Design › 1-Way/2-Way (Without Pedal) › Travel Alarm › DEVELON Fleet Management



## Premium Features Come Standard on DEVELON -7 Series Mini Excavators.

To compete and succeed, your equipment needs to maximize job site productivity and the bottom line. DEVELON machines do both. To ensure a high return on investment, we add more premium features as standard equipment on every model.

These features are often options that come with an additional cost from other manufacturers. By including them as standard, DEVELON gives you a competitive edge — helping operators work more efficiently and improving safety during the longest workdays.

---

### Thumb-Ready Arm

Durable thumb mounts are integrated into the excavator arm. There's no welding required to add a thumb.

---

### Selectable Control Pattern

Operators can choose the pattern they prefer, ISO or BHL.

---

### Quick-Coupler-Ready Design

Quick-coupler hydraulic piping is installed to the end of the arm. No need for additional accessories to install a compatible quick coupler to the machine to reduce the time it takes to switch attachments.

---

### 1-Way/2-Way (Without Pedal)

For improved control, hydraulic flow is activated through the joystick, not the pedal. One-way hydraulic flow only requires hydraulic power in one direction, such as hydraulic breakers and plate compactors. Two-way hydraulic flow is ideal for mini excavator attachments that need bidirectional flow, such as hydraulic thumbs (clamps), rippers and grapples.

---

### Travel Alarm

An alarm alerts others on the job site when the excavator is at work, for added awareness and safety. (Coming soon to 6-ton models.)

---

### DEVELON Fleet Management

Powerful telematics system makes it easy to remotely monitor and maintain your machine. It keeps track of the health, location and productivity of the equipment from a user-friendly app and website.

# Monitor Your Equipment From Anywhere.

DEVELON Fleet Management is a powerful equipment diagnostic tool that monitors the health, location and productivity of your DEVELON equipment from a user-friendly mobile app and website.



## With DEVELON Fleet Management, You Can:

- Help prevent theft with geofencing feature (GPS location tracking).
- See when maintenance is due.
- Customize alerts to your schedule.
- Track oil pressure, operating temperature and more.
- Use data to train your team for maximum productivity.

The data is uploaded automatically to the DEVELON Fleet Management online system using dual-mode communications (cellular) for maximum coverage. You can check on machine status from anywhere using the DEVELON Fleet Management website and mobile application. Your dealer can also see your equipment status to notify you when it's time for service.



Let us do the work for you to help protect your equipment investment. DEVELON Smart X-Care™ service gives you peace of mind knowing our experienced team is tracking your machine telematics and providing recommendations. **Talk to your dealer to learn more.**

# Attachments

Versatile DEVELON -7 Series mini excavators can use a variety of attachments so you can do more than dig – expanding your capabilities on every job. DEVELON attachments are built to DEVELON machine specifications for superior reliability and performance.




## Heavy-Duty Bucket

Built with an abrasion-resistant AR400 bottom for longer bucket life and reduced weight. Robust, one-piece curved side cutters with wear pads provide extra durability. Features a T-1 cutting edge and single point-style replaceable tooth. Available with pin- or quick-hitch-style top caps.



## Ditch-Cleaning Bucket

Built with an abrasion-resistant double bottom for longer bucket life. Straight side cutters increase material holding capacity for ditch-cleaning applications. A center gusset on wider models improves bucket integrity. Drain holes allow fluids to drain while cleaning ditches. Available with pin- or quick-hitch-style top caps.



## Hydraulic Quick Coupler

Improves versatility for connecting a wide range of attachments without leaving the cab. Built with high-strength steel for maximum durability and easily installed with jumper hoses to the standard quick coupler piping to the end of the arm. Install soft-pins to any pin-style attachment for easy hookup in normal or reverse configuration.



## Thumb

The lightweight but rugged design includes press-in bushings, and the T-1 steel tines maintain a tight hold on any material with limited reduction in lifting capacity. Controlled movement with precise hydraulics allows the operator to easily grab delicate material or clamp tightly on construction debris. Installs quickly and easily due to thumb-ready arm and standard auxiliary hydraulics on the machine.

## Manual Quick-Hitch

Easily interfaced and connected with a wide variety of attachments with one simple, single-pin retention system. Built with high-strength steel for maximum durability, while the low profile keeps breakout force loss to a minimum.

Certain specification(s) are based on engineering calculations and are not actual measurements. Specification(s) are provided for comparison purposes only and are subject to change without notice. Specification(s) for your individual DEVELON equipment will vary based on normal variations in design, manufacturing, operating conditions, and other factors. Pictures of DEVELON units may show other than standard equipment.

# Powered by Innovation

# DEVELON

A brand of HD Hyundai Infracore.

[na.develon-ce.com/miniexcavator](http://na.develon-ce.com/miniexcavator)

Mini Excavator Brochure  
Printed in the U.S.A.  
23910\_005\_D022124

©2024 HD Hyundai Infracore. All rights reserved.