

DEVELON

Mini Excavator

DX63-7



Engine

Make	DEVELON
Model	D24
Number of cylinders	4
Rated power, gross (hp per SAE J1995)	59.4 hp (44.3 kW) @ 2300 rpm
Rated power, net (hp per SAE J1349)	57.5 hp (42.9 kW) @ 2300 rpm
Max. torque, net (SAE J1995)	191.7 ft.-lb. (26.5 kgf-m) @ 1600 rpm
Displacement	146.0 in. ³ (2.4 L)
Bore and stroke	3.5" x 3.7" (90 mm x 94 mm)
Starter	12 V, 3.4 hp (2.5 kW)
Battery	12 V, 100 AH
Alternator	13.5 V, 90 A
Air cleaner	Double elements

Hydraulics

Main pumps	1 x 38.3 gpm (145.0 L/min.)
Pilot pump (gear design)	-
Relief pressure	3988.5 psi (280.4 kg/cm ²)

Maximum System Pressure

Boom/arm/bucket (normal mode)	4496.1 psi (316.1 kg/cm ²)
Swing (crossover relief)	3129.0 psi (220.0 kg/cm ²)

Undercarriage

Upper rollers (each track)	1
Lower rollers (each track)	5
Number of shoes (links per side)	39

Swing Mechanism

Swing speed	0 - 9.8 rpm
Swing torque	9982.0 lbf.-ft. (1380.0 kg-m)

Drive System

Travel speed (low - high)	1.6 - 2.7 mph (2.6 - 4.4 km/h)
Traction force, max. (drawbar pull)	10097.0 lbf. (4580.0 kgf)
Max. grade	70% (35°)

Environment

Sound level (ISO 6395)	97 dB(A)
Cabin sound level (ISO 6396)	72 dB(A)

Refill Capacities

Fuel tank	17.4 gal. (66.0 L)
Cooling system (radiator capacity)	2.2 gal. (8.5 L)
Engine oil	2.4 gal. (9.2 L)
Final drive (each side)	0.2 gal. (0.9 L)
Hydraulic system	27.7 gal. (105.0 L)
Hydraulic tank	12.7 gal. (48.0 L)

All capacities are approximate values. Always refer to the machine's OM for exact refill levels. Check the dipstick, level eye, level plug, etc., to achieve the correct level.

Hydraulic Cylinders

Boom (1) bore x rod diameter x stroke	4.1" x 2.6" x 26.2" (105 mm x 65 mm x 665 mm)
Standard arm (1) ^{1,2} bore x rod diameter x stroke	3.3" x 2.2" x 29" (85 mm x 55 mm x 737 mm)
Long arm (1) ^{1,2} bore x rod diameter x stroke	3.3" x 2.2" x 32.1" (85 mm x 55 mm x 816 mm)
Bucket (1) ¹ bore x rod diameter x stroke	3.0" x 1.8" x 23.6" (75 mm x 45 mm x 600 mm)
Dozer (1) ¹ bore x rod diameter x stroke	4.3" x 2.4" x 7.2" (110 mm x 60 mm x 183 mm)
Boom swing (1) ¹ bore x rod diameter x stroke	3.7" x 2.2" x 17.7" (95 mm x 55 mm x 449 mm)

¹ Cushion on rod end

² Cushion on base end

The piston rods and cylinder bodies are made of high-strength steel. A shock-absorbing mechanism is fitted in all cylinders to ensure shock-free operation and extended piston life.

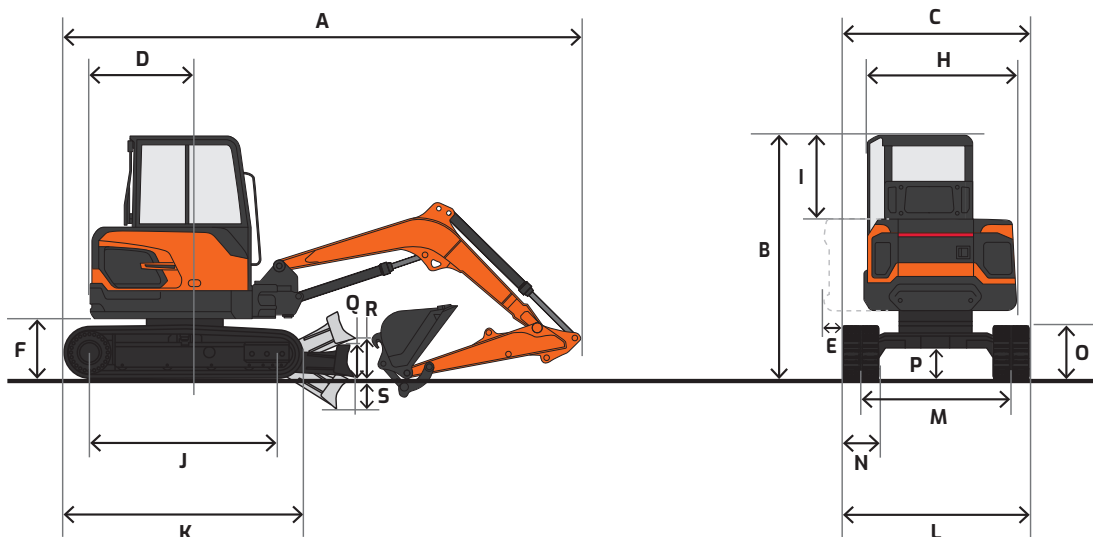
NOTE: Where applicable, dimensions are in accordance with Society of Automotive Engineers (SAE) and ISO standards. Specifications and design are subject to change without notice. All dimensions are given for DEVELON mini excavators equipped with standard rubber tracks. Pictures of DEVELON mini excavators may show other than standard equipment. All dimensions are shown in inches. Respective metric dimensions are enclosed by parentheses. Rounding may impact specifications. DEVELON equipment is manufactured with a Quality Management System that is in compliance with ISO 9001:2008.

Dimensions

		Standard Arm & HVAC Cabin (US20/US40)	Long Arm & HVAC Cabin (US30/US41)	Long Arm & HVAC Cabin With SS (US31/US42)
Boom type		One-piece boom		
Arm type		Standard arm	Long arm	
Bucket type (SAE)		General-purpose		
Track type		Fixed (rubber)		Fixed (steel)
Shipping length	A	18' 4.6" (5602 mm)	18' 5.7" (5631 mm)	
Overall height	B	8' 5.4" (2575 mm)		
Shipping width	C	6' 6.0" (1980 mm)		
Tail swing radius	D	4' 5.2" (1350 mm)		
Tail swing overhang (rear)*		4.2" (107 mm)		
Tail swing overhang (side)	E	7.3" (185 mm)		
Counterweight clearance	F	2' 0.7" (628 mm)		
Upper structure width	H	5' 8.9" (1750 mm)		
Cabin height above house	I	3' 2.9" (987 mm)		
Tumbler distance	J	6' 6.4" (1990 mm)		
Overall track length	K	8' 2.3" (2497 mm)		
Undercarriage width	L	6' 6.0" (1980 mm)		
Track gauge width	M	5' 2.2" (1580 mm)		
Track width	N	1' 4.1" (410 mm)		
Track height	O	1' 10.1" (562 mm)	1' 9.8" (553 mm)	
Car body clearance	P	8.2" (208 mm)	8.0" (202 mm)	
Blade height	Q	1' 4.1" (410 mm)		
Blade clearance	R	1' 7.0" (482 mm)		
Max. blade cut, below ground	S	1' 6.1" (460 mm)		

*Not shown on diagram
Less than zero indicated as "-"

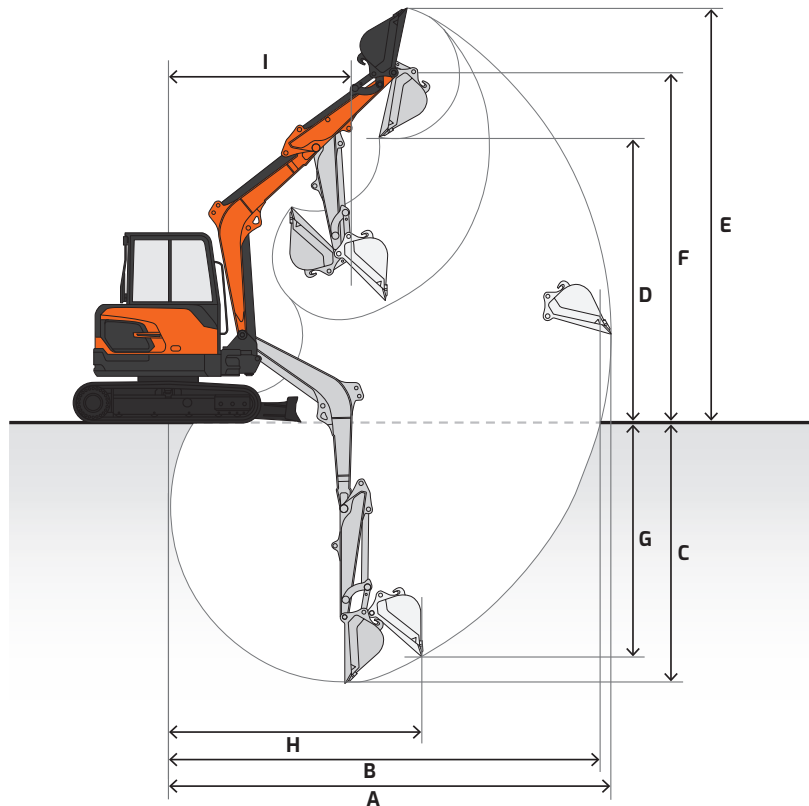
US40/US41/US42 packages include rotating piping as standard.



Working Range

		Standard Arm & HVAC Cabin (US20/US40)	Long Arm & HVAC Cabin (US30/US41)	Long Arm & HVAC Cabin With SS (US31/US42)
Boom length		9' 6.2" (2900 mm)		
Arm length		5' 3.0" (1600 mm)	6' 2.8" (1900 mm)	
Bucket capacity (SAE)		0.229 yd. ³ (0.175 m ³)		
Track type		Fixed (rubber)		Fixed (steel)
Max. digging reach	A	20' 1.7" (6140 mm)	21' 1.5" (6440 mm)	
Max. digging reach (ground)	B	19' 8.4" (6005 mm)	20' 8.6" (6315 mm)	
Max. digging depth	C	12' 5.4" (3795 mm)	13' 5.2" (4095 mm)	
Max. dumping height	D	13' 3.1" (4040 mm)	14' 0.1" (4270 mm)	
Max. digging height	E	19' 0.0" (5790 mm)	19' 9.2" (6025 mm)	
Max. bucket pin height	F	16' 1.9" (4925 mm)	16' 11.0" (5155 mm)	
Max. vertical wall depth	G	7' 10.0" (2380 mm)	8' 5.6" (2580 mm)	
Max. vertical digging radius	H	15' 7.6" (4765 mm)	16' 4.3" (4985 mm)	
Min. swing radius	I	8' 3.0" (2515 mm)	8' 9.5" (2680 mm)	
Boom swing - left/right		60° / 53°		
Digging force, bucket		9700.0 lbf. (4400.0 kgf)		
Digging force, arm		6173.0 lbf. (2800.0 kgf)		
Counterweight		1830 lb. (830 kg)		
Operating weight		13708.3 lb. (6218 kg)	13783.3 lb. (6252 kg)	14114.0 lb. (6402 kg)
Ground pressure		5.12 psi (0.35 kg/cm ²)	5.12 psi (0.35 kg/cm ²)	5.36 psi (0.37 kg/cm ²)

US40/US41/US42 packages include rotating piping as standard.



Bucket

	Standard Arm & HVAC Cabin (US20/US40)	Long Arm & HVAC Cabin (US30/US41)	Long Arm & HVAC Cabin With SS (US31/US42)
Boom	9' 6.2" (2900 mm)		
Arm	5' 3.0" (1600 mm)	6' 2.8" (1900 mm)	
Shoe size	15.7" (400 mm)		
Track type	Fixed (rubber)		Fixed (steel)
Counterweight	1830 lb. (830 kg)		

Bucket Type	Model	Capacity yd ³ (m ³)	Width in. (mm)	Weight lb. (kg)	Height in. (mm)	Length in. (mm)	Number of Teeth	Connection/ Type
Quick-Hitch Ditching (GH05GB)	DC05GB-36QH	0.29 (0.22)	37 (939.8)	290 (130.5)	21.0625 (535.0)	26.25 (666.7)	-	Quick-hitch
	DC05GB-42QH	0.35 (0.27)	43 (1092.2)	325 (146.3)				
	DC05GB-48QH	0.40 (0.31)	49 (1244.6)	365 (146.3)				
Quick-Hitch Heavy-Duty (GH05GB)	HD05GB-12QH	0.08 (0.06)	12 (304.8)	120 (54.0)	21.1875 (538.2)	33.875 (860.4)	3	Quick-hitch
	HD05GB-18QH	0.13 (0.10)	18 (457.2)	155 (69.7)			4	
	HD05GB-24QH	0.18 (0.14)	24 (609.6)	185 (83.3)			5	
	HD05GB-30QH	0.24 (0.18)	30 (762.0)	220 (99.0)			5	
	HD05GB-36QH	0.30 (0.23)	36 (914.4)	250 (112.5)			6	
Pin-On Ditching	DC05GB-36	0.30 (0.23)	37 (939.8)	340 (153.0)	27.0 (685.8)	30.0 (762.0)	-	Pin-on
	DC05GB-42	0.36 (0.28)	43 (1092.2)	380 (171.0)				
	DC05GB-48	0.42 (0.32)	49 (1244.6)	420 (189.0)				
	DC05GB-54	0.47 (0.36)	55 (1397.0)	460 (207.0)				
	DC05GB-60	0.53 (0.41)	61 (1549.4)	500 (225.0)				
Pin-On Heavy-Duty	HD05GB-12	0.10 (0.08)	12.375 (304.8)	180 (81.0)	26.0 (660.4)	37.25 (946.1)	3	Pin-on
	HD05GB-16	0.12 (0.09)	17 (431.8)	205 (92.3)			4	
	HD05GB-18	0.14 (0.11)	19 (482.6)	215 (96.8)			4	
	HD05GB-24	0.20 (0.15)	25 (635.0)	250 (112.5)			5	
	HD05GB-30	0.24 (0.18)	31 (787.4)	285 (128.3)			5	
	HD05GB-36	0.32 (0.24)	37 (939.8)	320 (144.0)			6	

Please consult with your DEVELON dealer to properly match buckets and attachments for the application.

US40/US41/US42 packages include rotating piping as standard.

Lifting Capacity

Rating over front Rating over side or 360°

DX63-7 US20/US40

Boom: 9' 6.2" (2900 mm) | Arm: 5' 3.0" (1600 mm) | Counterweight: 1830 lb. (830 kg) | 15.7" (400 mm) Rubber Shoes | Dozer Up & Down | Bucket: None | Unit: lb. (kg)

A (ft. or m) B (ft. or m)	5' (1.0 m)			10' (2.0 m)			15' (3.0 m)			20' (4.0 m)			25' (5.0 m)			Max. Reach			
																		A	
25' (5.0 m)															2980* (1350*)	2980* (1350*)	2980* (1350*)	10.11' (3.08 m)	
20' (4.0 m)									3110* (1410*)	3110* (1410*)	2860 (1300)				2260* (1020*)	2260* (1020*)	2260* (1020*)	13.93' (4.25 m)	
15' (3.0 m)									3160* (1430*)	3100 (1410)	2840 (1290)				2040* (930*)	2040* (930*)	2040* (930*)	15.97' (4.87 m)	
10' (2.0 m)							4740* (2150*)	4710 (2140)	4240 (1930)	3690* (1680*)	3010 (1360)	2750 (1250)	3310* (1500*)	2130 (970)	1960 (890)	2010* (910*)	2010* (910*)	1850 (840)	16.99' (5.18 m)
5' (1.0 m)							6360* (2890*)	4430 (2010)	3980 (1810)	4350* (1970*)	2900 (1310)	2650 (1200)	3510* (1590*)	2090 (950)	1920 (870)	2090* (950*)	1940 (880)	1790 (810)	17.22' (5.25 m)
Ground Level							7050* (3200*)	4290 (1950)	3850 (1750)	4750* (2150*)	2820 (1280)	2570 (1160)	3570* (1620*)	2060 (930)	1890 (860)	2310* (1050*)	2010 (910)	1850 (840)	16.70' (5.09 m)
-5' (-1.0 m)	5180* (2350*)	5180* (2350*)	5180* (2350*)	6960* (3160*)	6960* (3160*)	6960* (3160*)	6790* (3080*)	4270 (1940)	3830 (1740)	4630* (2100*)	2790 (1270)	2550 (1150)			2810* (1280*)	2260 (1030)	2080 (940)	15.33' (4.67 m)	
-10' (-2.0 m)	8670* (3930*)	8670* (3930*)	8670* (3930*)	8820* (4000*)	8820* (4000*)	7630 (3460)	5530* (2510*)	4340 (1970)	3890 (1770)						3510* (1590*)	2960 (1340)	2700 (1230)	12.80' (3.90 m)	

DX63-7 US30/US41

Boom: 9' 6.2" (2900 mm) | Arm: 6' 2.8" (1900 mm) | Counterweight: 1830 lb. (830 kg) | 15.7" (400 mm) Rubber Shoes | Dozer Up & Down | Bucket: None | Unit: lb. (kg)

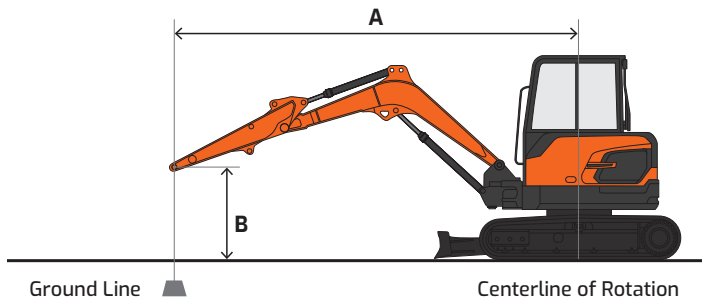
A (ft. or m) B (ft. or m)	5' (1.0 m)			10' (2.0 m)			15' (3.0 m)			20' (4.0 m)			25' (5.0 m)			Max. Reach			
																		A	
25' (5.0 m)															3140* (1420*)	3140* (1420*)	3140* (1420*)	11.89' (3.62 m)	
20' (4.0 m)										2620* (1190*)	2620* (1190*)	2620* (1190*)			2650* (1200*)	2430 (1100)	2230 (1010)	15.19' (4.63 m)	
15' (3.0 m)										2770* (1260*)	2770* (1260*)	2770* (1260*)	2890* (1310*)	2150 (970)	1980 (900)	2440* (1110*)	2010 (910)	1850 (840)	17.03' (5.19 m)
10' (2.0 m)							4090* (1860*)	4090* (1860*)	4090* (1860*)	3350* (1520*)	3000 (1360)	2740 (1240)	3040* (1380*)	2110 (960)	1940 (880)	2390* (1090*)	1820 (820)	1670 (760)	17.98' (5.48 m)
5' (1.0 m)							5860* (2660*)	4440 (2010)	3980 (1810)	4070* (1850*)	2870 (1300)	2620 (1190)	3330* (1510*)	2060 (830)	1890 (860)	2480* (1120*)	1760 (800)	1610 (730)	18.20' (5.55 m)
Ground Level							6850* (3110*)	4250 (1930)	3800 (1730)	4590* (2080*)	2770 (1260)	2520 (1140)	3520* (1600*)	2010 (910)	1840 (840)	2700* (1230*)	1810 (820)	1660 (750)	17.71' (5.40 m)
-5' (-1.0 m)	4400* (1990*)	4400* (1990*)	4400* (1990*)	6300* (2860*)	6300* (2860*)	6300* (2860*)	6880* (3120*)	4190 (1900)	3750 (1700)	4670* (2120*)	2730 (1240)	2480 (1130)	3280* (1490*)	2010 (910)	1840 (830)	3190* (1450*)	2000 (910)	1840 (830)	16.43' (5.01 m)
-10' (-2.0 m)	7670* (3480*)	7670* (3480*)	7670* (3480*)	9910* (4500*)	8750 (3970)	7460 (3380)	5980* (2710*)	4230 (1920)	3790 (1720)	3950* (1790*)	2760 (1250)	2510 (1140)				3280* (1490*)	2510 (1140)	2290 (1040)	14.14' (4.31 m)
-15' (-3.0 m)				5500* (2490*)	5500* (2490*)	5500* (2490*)	2930* (1330*)	2930* (1330*)	2930* (1330*)							2870* (1300*)	2870* (1300*)	2870* (1300*)	9.90' (3.02 m)

A Distance from center of rotation

B Height

NOTE: Lifting capacities are in compliance with SAE 1097 and ISO 10567. Machine in lifting mode with power boost turned on. Load point is the end of the arm. Rated loads shown do not exceed 75% of minimum tipping loads or 87% of hydraulic capacities. Rated loads marked with an asterisk (*) are limited by hydraulic capacities. The least stable position is over the side. The total mass of machine includes the mass of the boom, arm, counterweight, all operating fluids and 165 lb. (75 kg) operator.

US40/US41/US42 packages include rotating piping as standard.



Lifting Capacity

Rating over front Rating over side or 360°

DX63-7 US31/US42

Boom: 9' 6.2" (2900 mm) | Arm: 6' 2.8" (1900 mm) | Counterweight: 1830 lb. (830 kg) | 15.7" (400 mm) Steel Shoes | Dozer Up | Bucket: None | Unit: lb. (kg)

A (ft. or m) B (ft. or m)	5' (1.0 m)		10' (2.0 m)		15' (3.0 m)		20' (4.0 m)		25' (5.0 m)		Max. Reach		
25' (5.0 m)											3140* (1430*)	3140* (1430*)	11.92' (3.63 m)
20' (4.0 m)							2620* (1190*)	2620* (1190*)			2510 (1140)	2170 (980)	15.17' (4.63 m)
15' (3.0 m)							2770* (1260*)	2750 (1250)	2220 (1000)	1910 (870)	2070 (940)	1790 (810)	17.04' (5.20 m)
10' (2.0 m)					4090* (1860*)	4090* (1860*)	3090 (1400)	2650 (1200)	2180 (990)	1880 (850)	1870 (850)	1620 (730)	17.99' (5.48 m)
5' (1.0 m)					4570 (2070)	3820 (1730)	2960 (1340)	2530 (1150)	2130 (960)	1830 (830)	1810 (820)	1560 (710)	18.21' (5.55 m)
Ground Level					4380 (1990)	3650 (1650)	2860 (1300)	2430 (1100)	2080 (940)	1780 (810)	1870 (850)	1600 (730)	17.72' (5.40 m)
-5' (-1.0 m)	4400* (1990*)	4400* (1990*)	6300* (2860*)	6300* (2860*)	4330 (1960)	3600 (1630)	2820 (1280)	2390 (1090)	2080 (940)	1780 (810)	2070 (940)	1780 (810)	16.44' (5.01 m)
-10' (-2.0 m)	7670* (3480*)	7670* (3480*)	9020 (4090)	7030 (3190)	4370 (1980)	3630 (1650)	2850 (1290)	2420 (1100)			2590 (1170)	2210 (1000)	14.14' (4.31 m)
-15' (-3.0 m)			5500* (2490*)	5500* (2490*)	2930* (1330*)	2930* (1330*)					2830* (1280*)	2830* (1280*)	9.86' (3.01 m)

DX63-7 US31/US42

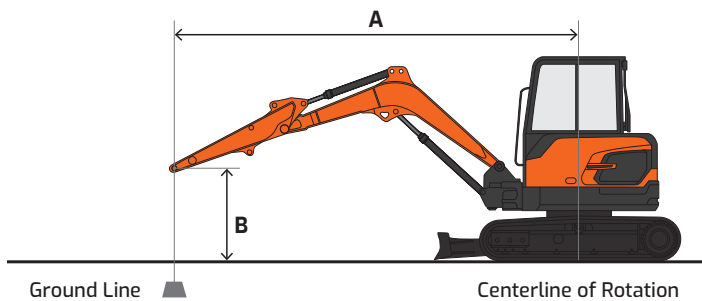
Boom: 9' 6.2" (2900 mm) | Arm: 6' 2.8" (1900 mm) | Counterweight: 1830 lb (830 kg) | 15.7" (400 mm) Steel Shoes | Dozer Down | Bucket: None | Unit: lb (kg)

A (ft. or m) B (ft. or m)	5' (1.0 m)		10' (2.0 m)		15' (3.0 m)		20' (4.0 m)		25' (5.0 m)		Max. Reach		
25' (5.0 m)											3140* (1430*)	3140* (1430*)	11.92' (3.63 m)
20' (4.0 m)							2620* (1190*)	2620* (1190*)			2630* (1190*)	2630* (1190*)	15.17' (4.63 m)
15' (3.0 m)							2770* (1260*)	2770* (1260*)	2890* (1310*)	2370 (1080)	2410* (1090*)	2220 (1010)	17.04' (5.20 m)
10' (2.0 m)					4090* (1860*)	4090* (1860*)	3350* (1520*)	3300 (1500)	3040* (1380*)	2340 (1060)	2360* (1070*)	2010 (910)	17.99' (5.48 m)
5' (1.0 m)					5860* (2660*)	4870 (2210)	4070* (1850*)	3170 (1440)	3330* (1510*)	2280 (1030)	2440* (1110*)	1950 (880)	18.21' (5.55 m)
Ground Level					6850* (3110*)	4690 (2130)	4590* (2080*)	3070 (1390)	3520* (1600*)	2240 (1010)	2660* (1210*)	2010 (910)	17.72' (5.40 m)
-5' (-1.0 m)	4400* (1990*)	4400* (1990*)	6300* (2860*)	6300* (2860*)	6880* (3120*)	4630 (2100)	4670* (2120*)	3030 (1370)	3280* (1490*)	2230 (1010)	3130* (1420*)	2230 (1010)	16.44' (5.01 m)
-10' (-2.0 m)	7670* (3480*)	7670* (3480*)	9910* (4500*)	9600 (4360)	5980* (2710*)	4670 (2120)	3950* (1790*)	3060 (1390)			3260* (1480*)	2770 (1260)	14.14' (4.31 m)
-15' (-3.0 m)			5500* (2490*)	5500* (2490*)	2930* (1330*)	2930* (1330*)					2830* (1280*)	2830* (1280*)	9.86' (3.01 m)

A Distance from center of rotation
B Height

NOTE: Lifting capacities are in compliance with SAE 1097 and ISO 10567. Machine in lifting mode with power boost turned on. Load point is the end of the arm. Rated loads shown do not exceed 75% of minimum tipping loads or 87% of hydraulic capacities. Rated loads marked with an asterisk (*) are limited by hydraulic capacities. The least stable position is over the side. The total mass of machine includes the mass of the boom, arm, counterweight, all operating fluids and 165 lb. (75 kg) operator.

US40/US41/US42 packages include rotating piping as standard.



Standard & Optional Equipment

| Standard Base Package, US20

■ Standard • Optional

Engine

Emissions (EPA), T4f	■
Direct fuel injected	■
Fuel filter with water separator	■
Coolant recovery tank	■
Dual element dry-type air filter	■
Electronic engine control (ECU)	■
Auto preheat cold start assist	■
Auto idle	■
Overheat & low oil pressure engine protection	■

Hydraulic

Variable axial piston main pump	■
Load sensing pump control	■
Pilot-operated control valves	■
Pilot gear pump (tandem)	■
Axial piston swing motor	■
Spring-applied hydraulic release brake	■
Axial piston travel motor (high/low, auto)	■
Auxiliary hydraulics, two-way	■
Adjustable auxiliary flow	■

Electrical

Alternator – 12 V, 90 A	■
12 V battery, 725 CCA @ 0° F (-18° C)	■
Lights: cabin (1), boom (1)	■
Additional lighting	•
Rotating beacon	•
Hour meter	■
Laptop service port	■
Self-diagnostics system	■

Cabin

Steel, all-weather & sound suppressed	■
ROPS/TOPS	■
Front window with wiper/washer	■
Tinted safety glass	■
Pull-up type front window	■
Lockable doors	■
Seat	■
- 2" (51 mm) seat belt	■
- Adjustable height & recline	■
Adjustable armrests	■
Air conditioner with heater	■
Instrumentation panel, digital	■
Speakers (2)	■
Power socket, 12 V	■
Interior light	■
Storage for operator's manuals	■

Controls

Joystick controls	■
- Two hydraulic joysticks control boom, arm, bucket & slew functions	■
- Thumb buttons control auxiliary hydraulics & boom swing	■
Blade control lever	■
Pattern control change valve (SAE, ISO)	■
Engine speed control dial	■
Travel pedals with hand levers	■
Switches, console-mounted	■
- Starter switch (key)	■
- Heater/AC control panel	■
- Boom swing switch	■
- Rotating beacon (if equipped)	■
- 12 V power socket & USB charger	■
- Keypad buttons	■
- Overload warning	■
- Travel/swing alarm	■
- Light	■
- Work lights	■
- Wiper & washer	■
- Auto idle	■
Emergency stop switch	■

Display Monitor & Warnings

Buzzer	■
- Engine oil pressure	■
- Coolant temperature	■
Touch screen display monitor	■
- Digital clock	■
- Menu select button	■
- Back button	■
- Fuel gauge	■
- Engine coolant temperature	■
- Hydraulic oil temperature	■
- Mode	■
- Tachometer	■
- Operating mode/flow setting selector	■
Indicator lights	■
- Air filter restriction indicator	■
- Engine check warning light	■
- Hydraulic oil warning	■
- Fuel warning	■
- Auto idle indicator	■
- Auxiliary flow mode indicator	■
- Engine oil pressure light with audible alarm	■
- Preheat (cold start assist) indicator	■
- Two-speed travel indicator light	■
Travel alarm	■

Undercarriage

Track rollers, upper	1
Track rollers, lower	5
Rubber tracks – 400 mm	■
Shoes, steel grouser – 400 mm (39 each side)	•

Other

Centralized lubrication	■
- Swing pinion	■
- Swing bearing	■
Dozer blade	■
Manuals	■
- Operation	■
- AEM Safety Manual	■
Vandalism protection	■
- Lockable panels	■
- Lockable fluid fill points	■
MY DEVELON (telematics)	■

Certain specification(s) are based on engineering calculations and are not actual measurements. Specification(s) are provided for comparison purposes only and are subject to change without notice. Specification(s) for your individual DEVELON equipment will vary based on normal variations in design, manufacturing, operating conditions, and other factors. Pictures of DEVELON units may show other than standard equipment.

Powered by Innovation

DEVELON

A brand of HD Hyundai Infracore.

na.develon-ce.com/dx63-7

DX63-7 Mini Excavator Spec Sheet
Printed in the U.S.A.
23906_003_D082224

©2024 HD Hyundai Infracore. All rights reserved.