

DEVELON

Mini Excavator

DX89R-7



Engine

Make	DEVELON
Model	D24
Number of cylinders	4
Rated power, gross (hp per SAE J1995)	65.0 hp (48.5 kW) @ 2100 rpm
Rated power, net (hp per SAE J1349)	63.1 hp (47.1 kW) @ 2100 rpm
Max. torque, net (SAE J1995)	183.0 lbf. ft. (39.0 kgf-m) @ 1600 rpm
Displacement	146.0 in. ³ (2.4 L)
Bore and stroke	3.5" x 3.7" (90 mm x 94 mm)
Starter	12 V, 3.4 hp (2.5 kW)
Battery	12 V, 100 AH
Alternator	13.5 V, 90 A
Air cleaner	Double elements

Hydraulics

Main pumps	1 x 39.4 gpm (149.0 L/min.)
Pilot pump (gear design)	6.1 gpm (23.1 L/min.)
Relief pressure	4278.6 psi (300.8 kg/cm ²)

Working Pressure

Boom/arm/bucket (normal mode)	4496.2 psi (316.1 kg/cm ²)
Swing (crossover relief)	3129.0 psi (220.0 kg/cm ²)

Undercarriage

Upper rollers (each track)	1
Lower rollers (each track)	5
Number of shoes (links per side)	40

Swing Mechanism

Swing speed	0 – 9.5 rpm
Swing torque	14133.0 lbf. ft. (1954.0 kgf-m)

Drive System

Travel speed (low – high)	1.7 – 2.9 mph (2.7 – 4.7 km/h)
Traction force, max. (drawbar pull)	14550.0 lbf. (6600.0 kgf)
Max. grade	58% (35°)

Environment

Sound level (ISO 6395)	99 dB(A)
Cabin sound level (ISO 6396)	75 dB(A)

Refill Capacities

Fuel tank	42.27 gal. (160.0 L)
Cooling system (radiator capacity)	2.6 gal. (10.0 L)
Engine oil	2.3 gal. (8.6 L)
Final drive (each side)	0.4 gal. (1.6 L)
Hydraulic system	37.0 gal. (140.0 L)
Hydraulic tank	24.8 gal. (94.0 L)

All capacities are approximate values. Always refer to the machine's OM for exact refill levels. Check the dipstick, level eye, level plug, etc., to achieve the correct level.

Hydraulic Cylinders

Boom (2) bore x rod diameter x stroke	4.5" x 2.7" x 30.5" (115 mm x 70 mm x 775 mm)
Arm (1) bore x rod diameter x stroke	3.9" x 2.5" x 33.3" (100 mm x 65 mm x 846 mm)
Bucket (1) bore x rod diameter x stroke	3.5" x 2.3" x 27.1" (90 mm x 60 mm x 690 mm)

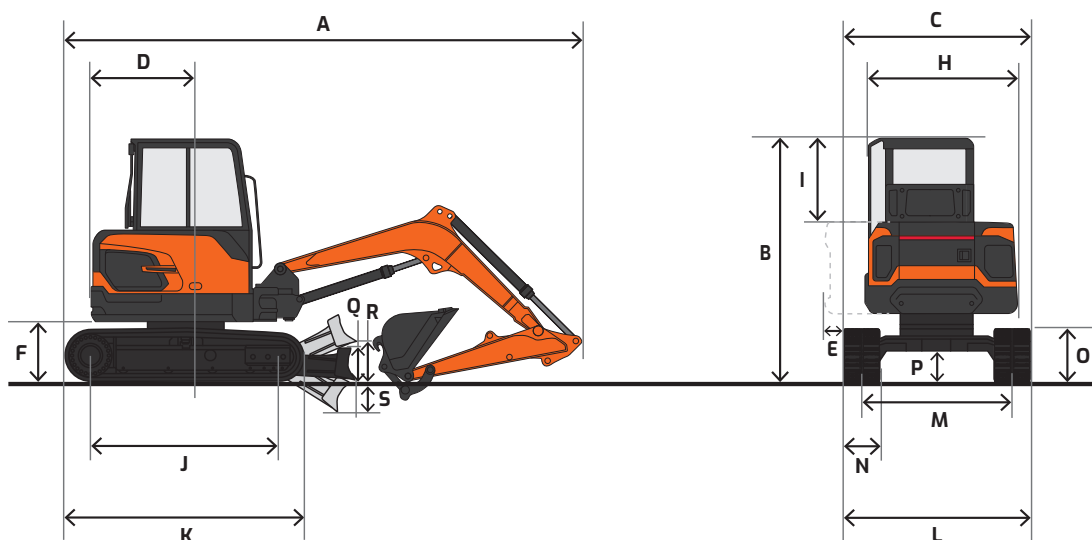
The piston rods and cylinder bodies are made of high-strength steel. A shock-absorbing mechanism is fitted in all cylinders to ensure shock-free operation and extended piston life.

Dimensions

		Standard Arm & HVAC Cabin (US20/US40)	Long Arm & HVAC Cabin (US21/US41)
Boom type		One-piece boom	
Arm type		Standard arm	Long arm
Bucket type (SAE)		General-purpose	
Track type		Fixed (rubber)	
Shipping length	A	21' 1.2" (6430 mm)	21' 2.0" (6450 mm)
Overall height	B	8' 8.6" (2657 mm)	
Shipping width	C	7' 4.6" (2250 mm)	
Tail swing radius	D	4' 9.7" (1465 mm)	
Tail swing overhang (rear)*		-	
Tail swing overhang (side)	E	1' 1.4" (340 mm)	
Counterweight clearance	F	2' 5.8" (758 mm)	
Upper structure width	H	7' 4.6" (2250 mm)	
Cabin height above house	I	2' 10.6" (879 mm)	
Tumbler distance	J	7' 7.1" (2315 mm)	
Overall track length	K	9' 8.2" (2952 mm)	
Undercarriage width	L	7' 4.6" (2250 mm)	
Track gauge width	M	5' 10.9" (1800 mm)	
Track width	N	1' 5.7" (450 mm)	
Track height	O	2' 1.8" (656 mm)	
Car body clearance	P	11.6" (294 mm)	
Blade height	Q	1' 5.9" (454 mm)	
Blade clearance	R	1' 7.8" (502 mm)	
Max. blade cut, below ground	S	1' 8.1" (511 mm)	

*Not shown on diagram
Less than zero indicated as "-"

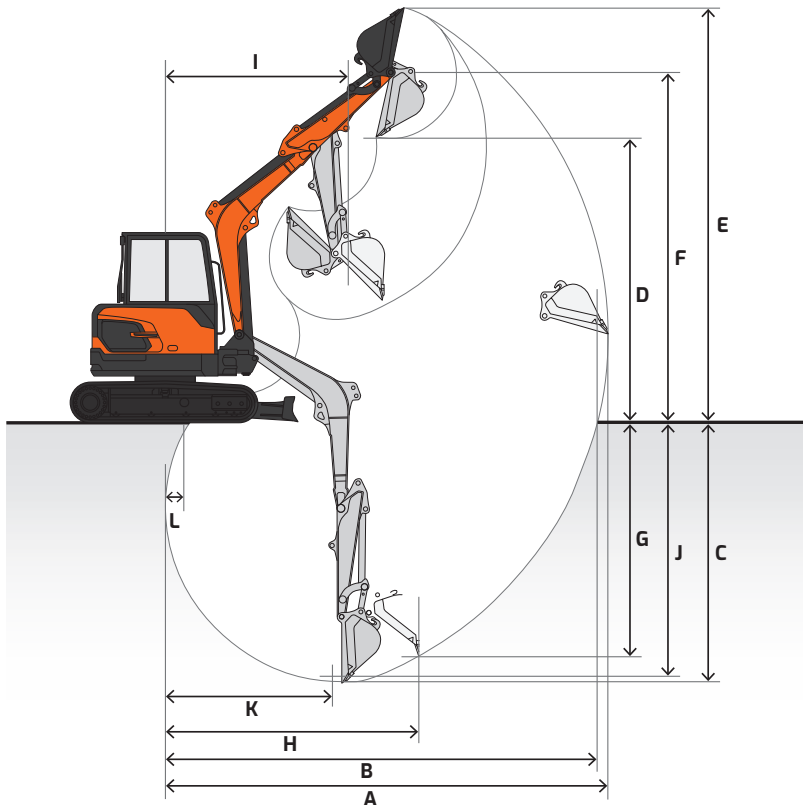
All packages include rotating piping as standard for DX89R-7.



Working Range

		Standard Arm & HVAC Cabin (U520/U540)	Long Arm & HVAC Cabin (U521/U541)
Boom length		11' 1.4" (3380 mm)	
Arm length		5' 7.0" (1700 mm)	7' 4.6" (2250 mm)
Bucket capacity (SAE)		0.37 yd ³ (0.28 m ³)	
Track type		Fixed (rubber)	
Max. digging reach	A	23' 0.0" (7015 mm)	24' 8.5" (7530 mm)
Max. digging reach (ground)	B	22' 5.7" (6850 mm)	24' 2.6" (7380 mm)
Max. digging depth	C	13' 5.8" (4110 mm)	15' 3.9" (4670 mm)
Max. dumping height	D	15' 5.2" (4705 mm)	16' 6.8" (5050 mm)
Max. digging height	E	21' 11.4" (6690 mm)	23' 1.0" (7035 mm)
Max. bucket pin height	F	18' 9.0" (5715 mm)	19' 10.6" (6060 mm)
Max. vertical wall depth	G	10' 5.2" (3180 mm)	12' 1.7" (3700 mm)
Max. vertical digging radius	H	15' 10.0" (4825 mm)	16' 5.1" (5005 mm)
Min. swing radius	I	9' 1.3" (2775 mm)	9' 7.9" (2945 mm)
Max. depth to 8' line	J	12' 3.1" (3735 mm)	14' 3.1" (4345 mm)
Min. radius to 8' line	K	5' 2.2" (1580 mm)	5' 1.0" (1550 mm)
Min. digging reach	L	2' 3.0" (685 mm)	0.8" (20 mm)
Boom swing - left/right		60° / 60°	
Digging force, bucket		14771.0 lbf. (6700.0 kgf)	
Digging force, arm		9833.0 lbf. (4460.0 kgf)	8201.0 lbf. (3720.0 kgf)
Counterweight		3196 lb. (1450 kg)	
Operating weight		20983 lb. (9537 kg)	21025 lb. (9537 kg)
Ground pressure		6.0 psi (0.42 kg/cm ²)	

All packages include rotating piping as standard for DX89R-7.



Bucket

	Standard Arm & HVAC Cabin (U520/U540)	Long Arm & HVAC Cabin (U521/U541)
Boom	11' 1.4" (3380 mm)	
Arm	5' 7.0" (1700 mm)	7' 4.6" (2250 mm)
Shoe size	1' 5.0" (450 mm)	
Track type	Fixed (rubber)	
Counterweight	3196 lb. (1450 kg)	

Bucket Type	Model	Capacity* yd ³ (m ³)	Width in. (mm)	Weight lb. (kg)	Height in. (mm)	Length in. (mm)	Number of teeth	Connection/ Type
Quick-Hitch Ditching (QH08GB)	DC08GB-42QH	0.53 (0.41)	42 (1066.0)	540 (245.0)	26.1875 (665.0)	32.6875 (830.0)	-	Quick-hitch
	DC08GB-48QH	0.62 (0.47)	48 (1219.0)	605 (274.0)				
	DC08GB-54QH	0.70 (0.54)	54 (1371.0)	640 (290.0)				
	DC08GB-60QH	0.80 (0.61)	60 (1524.0)	700 (318.0)				
Quick-Hitch Heavy-Duty (QH08GB)	HD08GB-12QH	0.15 (0.11)	12 (304.0)	245 (111.0)	28.3125 (719.0)	43.375 (1101.0)	3	Quick-hitch
	HD08GB-18QH	0.21 (0.16)	18 (457.0)	290 (132.0)			4	
	HD08GB-24QH	0.32 (0.24)	24 (609.0)	340 (154.0)			4	
	HD08GB-30QH	0.42 (0.32)	30 (762.0)	400 (181.0)			5	
	HD08GB-36QH	0.52 (0.40)	36 (914.0)	460 (209.0)			6	
Pin-On Ditching	DC08GB-42	0.59 (0.45)	43 (1092.0)	560 (254.0)	33.25 (844.0)	39.5 (1003.0)	-	Pin-on
	DC08GB-48	0.70 (0.54)	49 (1244.0)	610 (276.0)				
	DC08GB-54	0.78 (0.60)	55 (1397.0)	665 (301.0)				
	DC08GB-60	0.88 (0.67)	61 (1549.0)	700 (317.0)				
Pin-On Heavy-Duty	HD08GB-14	0.18 (0.14)	15.5 (393.0)	390 (177.0)	33.5 (850.0)	44.0 (1117.0)	3	Pin-on
	HD08GB-18	0.23 (0.18)	19 (482.0)	440 (200.0)			4	
	HD08GB-24	0.33 (0.25)	25 (635.0)	490 (222.0)			4	
	HD08GB-30	0.45 (0.34)	31 (787.0)	555 (252.0)			5	
	HD08GB-36	0.54 (0.41)	37 (939.0)	620 (281.0)			6	

*Capacity based on ISO 7451 and heaped with a 1:1 angle of repose

- Equipped with bolt-on wear shrouds
- Equipped with bolt-on teeth
- Equipped with bolt-on cutting edge
- These recommendations are given as a guide only and based on typical operating conditions.

Please consult with your DEVELON dealer to properly match buckets and attachments for the application.













All packages include rotating piping as standard for DX89R-7.

Lifting Capacity

 Rating over front  Rating over side or 360°













DX89R-7 US20/US40

Boom: 11' 1.4" (3380 mm) | Arm: 5' 7.0" (1700 mm) | Counterweight: 3196 lb. (1450 kg) | T 5.0" (450 mm) Rubber Shoes | Dozer Up | Bucket: None | Unit: lb. (kg)

B (ft. or m)	A (ft. or m)		5' (1.5 m)		10' (3.0 m)		15' (4.5 m)		20' (6.0 m)		Max. Reach		A
													
20' (6.0 m)													
15' (4.5 m)							* 4260 (* 1930)	4080 1850			4040 1830	3510 1590	16.12' (4.91 m)
10' (3.0 m)											3090 1400	2690 1220	18.83' (5.74 m)
5' (1.5 m)									2820 (1280)	2450 (1110)	2820 (1280)	2440 (1110)	19.7' (6.0 m)
Ground Level											2910 (1320)	2520 (1140)	19.04' (5.8 m)
-5' (-1.5 m)	* 10390 (* 4710)	* 10390 (* 4710)			7790 (3530)	6420 (2910)	4140 (1880)	3540 (1610)			3530 (1600)	3040 (1380)	16.62' (5.07 m)
-10' (-3.0 m)					* 4120 (* 1870)	* 4120 (* 1870)					* 3370 (* 1530)	* 3370 (* 1530)	10.89' (3.32 m)

DX89R-7 US20/US40

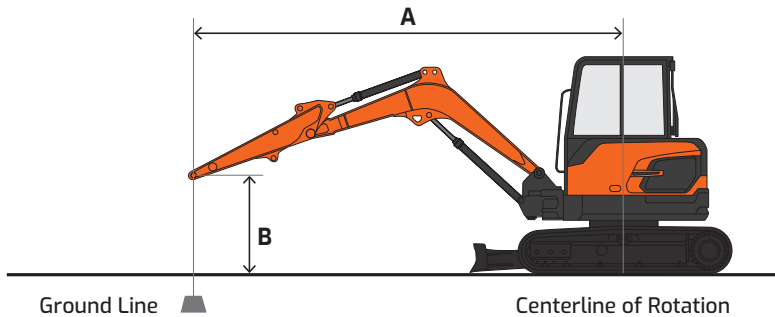
Boom: 11' 1.4" (3380 mm) | Arm: 5' 7.0" (1700 mm) | Counterweight: 3196 lb. (1450 kg) | T 5.0" (450 mm) Rubber Shoes | Dozer Down | Bucket: None | Unit: lb. (kg)

B (ft. or m)	A (ft. or m)		5' (1.5 m)		10' (3.0 m)		15' (4.5 m)		20' (6.0 m)		Max. Reach		A
													
20' (6.0 m)													
15' (4.5 m)							* 4260 (* 1930)	* 4260 (* 1930)			* 4180 (* 1900)	4160 (1890)	16.12' (4.91 m)
10' (3.0 m)											* 3890 (* 1770)	3210 (1450)	18.83' (5.74 m)
5' (1.5 m)									* 5800 (* 2630)	4470 (2030)	* 4150 (* 1880)	2930 (1330)	19.7' (6.0 m)
Ground Level											* 4440 (* 2010)	3020 (1370)	19.04' (5.8 m)
-5' (-1.5 m)	* 10360 (* 4710)	* 10360 (* 4710)			* 9330 (* 4230)	7950 (3610)	* 5590 (* 2540)	4280 (1940)			* 4440 (* 2010)	3650 (1660)	16.62' (5.07 m)
-10' (-3.0 m)					* 4120 (* 1870)	* 4120 (* 1870)					* 3370 (* 1530)	* 3370 (* 1530)	10.89' (3.32 m)

A Distance from center of rotation Do not use dozer blade as outrigger
B Height

NOTE: Lifting capacities are in compliance with SAE 1097 and ISO 10567. Machine in lifting mode with power boost turned on. Load point is the end of the arm. Rated loads shown do not exceed 75% of minimum tipping loads or 87% of hydraulic capacities. Rated loads marked with an asterisk (*) are limited by hydraulic capacities. The least stable position is over the side. The total mass of machine includes the mass of the boom, arm, counterweight, all operating fluids and 165 lb. (75 kg) operator.

All packages include rotating piping as standard for DX89R-7.















Lifting Capacity

 Rating over front  Rating over side or 360°













DX89R-7 US20/US40

Boom: 11' 1.4" (3380 mm) | Arm: 5' 7.0" (1700 mm) | Counterweight: 3196 lb. (1450 kg) | T' 5.0" (450 mm) Steel Shoes | Dozer Up | Bucket: None | Unit: lb. (kg)

B (ft. or m)	A (ft. or m)		5' (1.5 m)		10' (3.0 m)		15' (4.5 m)		20' (6.0 m)		Max. Reach		A
													
20' (6.0 m)													
15' (4.5 m)							* 4260 (* 1930)	3880 (1760)			3820 (1730)	3340 (1520)	16.09' (4.9 m)
10' (3.0 m)					* 6410 (* 2910)	* 6410 (* 2910)	4330 (1960)	3770 (1710)			2920 (1320)	2560 (1160)	18.82' (5.74 m)
5' (1.5 m)							4070 (1850)	3530 (1600)	2650 (1200)	2320 (1050)	2650 (1200)	2320 (1050)	19.7' (6.0 m)
Ground Level					7170 (3250)	5960 (2700)	3900 (1770)	3360 (1520)			2730 (1240)	2380 (1080)	19.05' (5.81 m)
-5' (-1.5 m)	* 10360 (* 4700)	* 10360 (* 4700)			7230 (3280)	6020 (2730)	3880 (1760)	3350 (1520)			3310 (1500)	2870 (1300)	16.65' (5.07 m)
-10' (-3.0 m)					* 4160 (* 1890)	* 4160 (* 1890)					* 3370 (* 1530)	3370 (* 1530)	10.89' (3.32 m)

DX89R-7 US20/US40

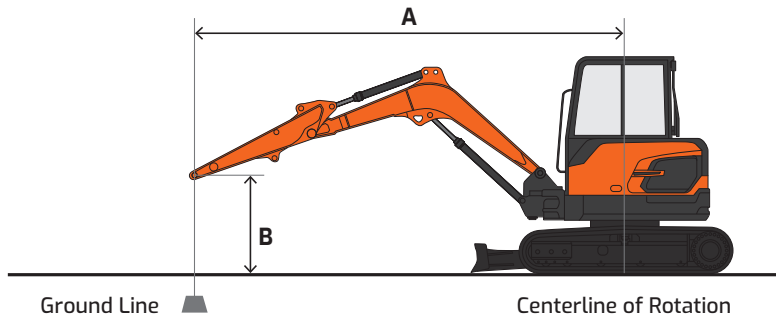
Boom: 11' 1.4" (3380 mm) | Arm: 5' 7.0" (1700 mm) | Counterweight: 3196 lb. (1450 kg) | T' 5.0" (450 mm) Steel Shoes | Dozer Down | Bucket: None | Unit: lb. (kg)

B (ft. or m)	A (ft. or m)		5' (1.5 m)		10' (3.0 m)		15' (4.5 m)		20' (6.0 m)		Max. Reach		A
													
20' (6.0 m)													
15' (4.5 m)							* 4260 (* 1930)	* 4260 (* 1930)			* 4180 (* 1900)	* 4180 (* 1900)	16.09' (4.9 m)
10' (3.0 m)					* 6410 (* 2910)	* 6410 (* 2910)	* 4700 (* 2130)	* 4700 (* 2130)			* 3890 (* 1770)	3220 (1460)	18.82' (5.74 m)
5' (1.5 m)							* 5800 (* 2630)	4490 (2040)	* 4150 (* 1880)	2940 (1330)	* 4080 (* 1850)	2940 (1330)	19.7' (6.0 m)
Ground Level					* 9230 (* 4190)	7920 (3590)	* 6360 (* 2890)	4310 (1960)			* 4440 (* 2010)	3030 (1380)	19.05' (5.81 m)
-5' (-1.5 m)	* 10360 (* 4700)	* 10360 (* 4700)			* 9340 (* 4240)	7980 (3620)	* 5600 (* 2540)	4300 (1950)			* 4440 (* 2010)	3660 (* 1660)	16.65' (5.07 m)
-10' (-3.0 m)					* 4160 (* 1890)	* 4160 (* 1890)					* 3370 (* 1530)	* 3370 (* 1530)	10.89' (3.32 m)

A Distance from center of rotation Do not use dozer blade as outrigger
B Height

NOTE: Lifting capacities are in compliance with SAE 1097 and ISO 10567. Machine in lifting mode with power boost turned on. Load point is the end of the arm. Rated loads shown do not exceed 75% of minimum tipping loads or 87% of hydraulic capacities. Rated loads marked with an asterisk (*) are limited by hydraulic capacities. The least stable position is over the side. The total mass of machine includes the mass of the boom, arm, counterweight, all operating fluids and 165 lb. (75 kg) operator.

All packages include rotating piping as standard for DX89R-7.















Lifting Capacity

 Rating over front  Rating over side or 360°













DX89R-7 US21/US41

Boom: 11' 1.4" (3380 mm) | Arm: 7' 4.6" (2250 mm) | Counterweight: 3196 lb. (1450 kg) | 1' 5.0" (450 mm) Rubber Shoes | Dozer Up | Bucket: None | Unit: lb. (kg)

B (ft. or m)	A (ft. or m)		5' (1.5 m)		10' (3.0 m)		15' (4.5 m)		20' (6.0 m)		Max. Reach			
														
20' (6.0 m)											* 4020 (* 1820)	* 4020 (* 1820)	1317' (4.01 m)	
15' (4.5 m)							* 3410 (* 1550)	* 3410 (* 1550)				* 3140 (* 1420)	2880 (1310)	18.25' (5.56 m)
10' (3.0 m)							* 3990 (* 1810)	* 3990 (* 1810)	2900 (1310)	2520 (1140)	2670 (1210)	2320 (1050)	20.61' (6.28 m)	
5' (1.5 m)			8200 (3720)	6790 (3080)	4350 (1970)	3740 (1690)	2800 (1270)	2430 (1100)	2450 (1110)	2120 (960)	2120 (960)	2120 (960)	21.39' (6.52 m)	
Ground Level			7630 (3460)	6270 (2840)	4110 (1860)	3500 (1590)	2710 (1230)	2340 (1060)	2510 (1140)	2160 (980)	2160 (980)	2160 (980)	20.8' (6.34 m)	
-5' (-1.5 m)	* 8180 (* 3710)	* 8180 (* 3710)	7590 (3440)	6230 (2830)	4030 (1830)	3430 (1560)			2910 (1320)	2500 (1140)	2500 (1140)	2500 (1140)	18.68' (5.69 m)	
-10' (-3.0 m)	* 14820 (* 6720)	* 14820 (* 6720)	* 6760 (* 3070)	6440 (2920)					* 3780 (* 1720)	* 3780 (* 1720)	* 3780 (* 1720)	* 3780 (* 1720)	14.13' (4.31 m)	

DX89R-7 US21/US41

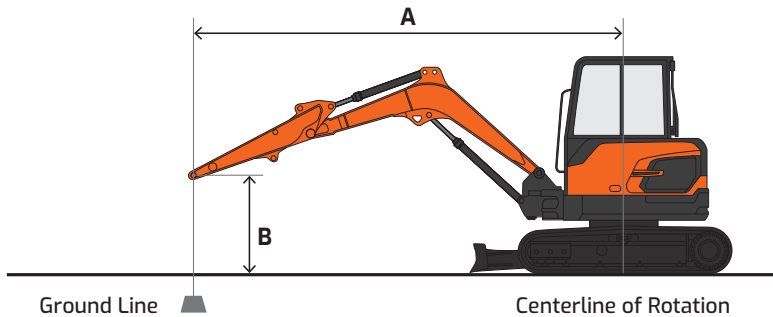
Boom: 11' 1.4" (3380 mm) | Arm: 7' 4.6" (2250 mm) | Counterweight: 3196 lb. (1450 kg) | 1' 5.0" (450 mm) Steel Shoes | Dozer Down | Bucket: None | Unit: lb. (kg)

B (ft. or m)	A (ft. or m)		5' (1.5 m)		10' (3.0 m)		15' (4.5 m)		20' (6.0 m)		Max. Reach			
														
20' (6.0 m)											* 4020 (* 1820)	* 4020 (* 1820)	1317' (4.01 m)	
15' (4.5 m)							* 3410 (* 1550)	* 3410 (* 1550)				* 3140 (* 1420)	* 3140 (* 1420)	18.25' (5.56 m)
10' (3.0 m)							* 3990 (* 1810)	* 3990 (* 1810)	* 3710 (* 1680)	3000 (1360)	* 2970 (* 1350)	2770 (1260)	20.61' (6.28 m)	
5' (1.5 m)			* 9340 (* 4240)	8350 (3790)	* 5250 (* 2380)	4490 (2030)	* 4040 (* 1830)	2910 (1320)	* 3090 (* 1400)	2550 (1160)	2550 (1160)	2550 (1160)	21.39' (6.52 m)	
Ground Level			* 9830 (* 4460)	7790 (3540)	* 6170 (* 2800)	4240 (1920)	* 4260 (* 1930)	2820 (1280)	* 3540 (* 1610)	2610 (1180)	2610 (1180)	2610 (1180)	20.8' (6.34 m)	
-5' (-1.5 m)	* 8180 (* 3710)	* 8180 (* 3710)	* 10310 (* 4680)	7750 (3520)	* 5970 (* 2710)	4170 (1890)			* 4020 (1820)	3020 (1370)	3020 (1370)	3020 (1370)	18.68' (5.69 m)	
-10' (-3.0 m)	* 14820 (* 6720)	* 14820 (* 6720)	* 6760 (* 3070)	6440 (2920)					* 3780 (* 1720)	* 3780 (* 1720)	* 3780 (* 1720)	* 3780 (* 1720)	14.13' (4.31 m)	

A Distance from center of rotation Do not use dozer blade as outrigger
B Height

NOTE: Lifting capacities are in compliance with SAE 1097 and ISO 10567. Machine in lifting mode with power boost turned on. Load point is the end of the arm. Rated loads shown do not exceed 75% of minimum tipping loads or 87% of hydraulic capacities. Rated loads marked with an asterisk (*) are limited by hydraulic capacities. The least stable position is over the side. The total mass of machine includes the mass of the boom, arm, counterweight, all operating fluids and 165 lb. (75 kg) operator.

All packages include rotating piping as standard for DX89R-7.



Standard & Optional Equipment

| Standard Base Package, US20

■ Standard ● Optional

Engine

Emissions (EPA), T4f	■
High-pressure common-rail (HPCR)	■
Turbo, waste gate (WGT)	■
Diesel oxidation catalyst (DOC)	■
Fuel filter with water separator	■
Coolant expansion tank	■
Dual element dry-type air filter with evacuator	■
Precleaner	■
Electronic engine control (ECU)	■
Auto idle	■
Auto shutdown (time-adjustable)	■
Overheat & low oil pressure engine protection	■
Fuel filler pump	●

Hydraulic

Mechatronics Design	■
Variable axial piston main pump (tandem)	■
Cross-sensing pump control	■
Pilot-operated control valves	■
Gear pilot pump	■
Smart Power Control (SPC)	■
Variable-speed hydraulic cooling fan	■
Axial piston swing motor	■
Spring-applied hydraulic release brake, swing motor	■
Axial piston travel motor (high/low, auto)	■
Auxiliary hydraulics, one- & two-way piping	■
Auxiliary hydraulics, tilt/rotate piping	■
Adjustable auxiliary flow & pressure, 10 presets	■
Boom & arm lock valves	●

Electrical

System voltage – 12 V	■
Alternator – 13.5 V, 90 A	■
1 x 12 V batteries, 100 AH reserve capacity, 900 CCA	■
Blade-type fuse panel	■
Main circuit breaker	■
Lights, work (LED): machine (2), boom (1)	■
Lights, work (halogen): machine (2), boom (1)	●
Rotating beacon	●
Overload warning alarm	●
Hour meter	■
Engine restart prevention system	■
Rearview camera	■
Around view camera	●
Laptop service port	■
Self-diagnostics system	■

Cabin

Steel, all-weather & sound-suppressed	■
ROPS (ISO 12117-2:2008)	■
Viscous mount with spring reinforcement	■
Front window with wiper/washer	■
Tinted safety glass	■
Skylight top hatch with sun screen	■
Front window with sun screen	■
Pull-up type top front window	■
Adjustable sliding side door window	■
Defrost, front window	■
Lockable doors	■
Seat	■
- Heated	■
- Air-suspension	■
- 2" (51 mm) seat belt	■
- Adjustable height & recline	■
- Adjustable fore/aft	■
- Adjustable armrests	■
Leatherette seat	■
- Heating & cooling	■
- Air-suspension	■
- 2" (51 mm) seat belt	●
- Adjustable height & recline	■
- Adjustable fore/aft	■
- Adjustable armrests	■
Control stands	■
- Height adjustable	■
- Mounted to seat base	■
Storage for operator's manuals	■
Mirrors	■
Fully automatic HVAC with ambient temperature sensor	■
8" multi-function LCD interactive display monitor	■
Cigarette lighter	■
Bluetooth® stereo	■
Speakers (2)	■
Antenna, roof-mounted	■
Emergency breakout tool	■
Hot/cold beverage compartment	■
Power socket, 12 V	■
Cup holder	■
Interior light	■
Coat hanger	■
FOGS guard	●
Front window guard	●

Controls

Joystick controls	■
Pattern control change valve (SAE, ISO)	■
Joystick attachment control, switches/buttons	■
- Right (one-way, two-way, power boost)	■
- Left (tilt/rotate, horn, one-touch decel)	■
Control stands	■
- Height adjustable	■
- Sliding (fore/aft)	■
- Tilting armrests	■
Engine speed control dial	■
Travel pedals with hand levers	■
Straight travel pedal	●
Switches, console-mounted	■
- Starter button switch	■
- Travel speed selector	■
- Work light	■
- Auxiliary mode switch	■
Emergency stop switch	■
Jog dial display control	■
Wiper control panel	■
Audio control panel	■

Display Monitor & Warnings

Indicators	■
- User/Service menu	■
Gauges	■
- Fuel level	■
- DEF level	■
- Engine coolant temperature	■
- Hydraulic oil temperature	■
- Engine rpm	■
- Battery voltage	■
- Hydraulic pump pressure	■
- ECO	■
- Digital clock	■
- Trip meter	■
- Hour meter	■
- Fuel consumption	■
Warning & indicator lights	■
- Seat belt	■
- Error code	■
- SCR warning	■
- Check engine	■
- Engine oil pressure	■
- Engine pre-heat engaged	■
- Radiator coolant level & temperature	■
- Air filter	■
- Fuel level – low	■
- DEF level – low	■
- Water in fuel	■
- Battery charge	■
- Work lights on	■
- Hydraulic oil temperature	■
- Hydraulic charge pressure	■
- Hydraulic pilot filter	■
- Hydraulic return filter	■
Travel alarm	■
Buzzer	■
- Engine oil pressure	■
- Coolant temperature	■

Undercarriage

Track guards & chains with adjusters	■
Track rollers, upper	1
Track rollers, lower	5
In-shoe motor protection	■
Shoes, triple grouser – 450 mm, rubber shoe	■
Shoes, triple grouser – 450 mm	●
Shoes, triple grouser – 450 mm, steel shoe with rubber pad	●
Shoes, triple grouser – 600 mm	●
Dozer blade, front	■

Other

Centralized lubrication	■
- Boom	■
- Swing	■
Handrails & service platforms	■
Skid-resistant steps & service platforms	■
Manuals	■
- Operation & Maintenance	■
- AEM Safety Manual	■
MY DEVELON (telematics)	■
Vandalism protection	■
- Lockable panels	■
- Lockable fluid fill points	●
- Anti-theft protection (password)	■
- Window cover mount	■

Certain specification(s) are based on engineering calculations and are not actual measurements. Specification(s) are provided for comparison purposes only and are subject to change without notice. Specification(s) for your individual DEVELON equipment will vary based on normal variations in design, manufacturing, operating conditions, and other factors. Pictures of DEVELON units may show other than standard equipment.

Powered by Innovation

DEVELON

A brand of HD Hyundai Infracore.

na.develon-ce.com/dx89r-7

DX89R-7 Mini Excavator Spec Sheet
Printed in the U.S.A.
23906_003_D082224

©2024 HD Hyundai Infracore. All rights reserved.