

# DEVELON

## Compact Track Loader

DTL35



# DEVELON

## Continuous evolution, for better.

---

We trace our roots to 1937 as one of Korea's first large-scale machine plants. During that time, we have consistently delivered earth-moving equipment to build critical infrastructure for the betterment of communities, societies and the wider world.

We are  
**DEVELON.**

DEVELON is a bold name that reflects our core ambition to continue developing onward and leaving behind a positive footprint in our world. Moving forward, we will continue providing innovative products and solutions that advance the world we live in today.



# Your Local Dealer Is Dedicated to Your Success.

Your local DEVELON dealer is here to provide a full lineup of highly productive and fuel-efficient equipment, outstanding value and comprehensive services to help build your success.

## Expanding Equipment Lineup

DEVELON continues to expand our innovative and durable selection of equipment. Talk with your dealer to find the right equipment, attachments and technologies to move ahead.

## Authorized DEVELON Service Technicians

You can count on experienced and highly skilled professional technicians to keep your DEVELON equipment running at peak performance.

## Parts Availability

Your dealer can offer more parts inventory and faster delivery — thanks to our two warehouses in Georgia and Washington.

## North American Plant

A dedicated facility tailors the equipment configuration and final machine assembly for faster delivery to your dealership.



## Leading Standard Warranty

Your new DEVELON machine includes full coverage for 36 months or 3,000 hours, whichever comes first, with parts and service support from your local authorized DEVELON dealer.\*

# Fully Loaded for More.

The new DEVELON DTL35 compact track loader is designed to do more. More horsepower lets you push, lift, plow and pile it on in tough terrain. A wide range of attachments help you tackle more types of jobs. More standard premium features mean more bang for your buck. And our superior standard warranty and local support give you way more peace of mind.



## Unstoppable Productivity

- Top-of-the-line horsepower
- Impressive lift height
- Larger lifting capacity
- Superior dump reach
- Lift arm float
- Torsion suspension

## Powerful Versatility

- Higher maximum travel speed
- Hydraulic quick coupler (universal)
- Return to dig, attachment positioner
- Ride control
- High-flow hydraulics

## Comfortable Control

- Spacious, cleaner and quieter cab
- Joystick and thumbwheel controls
- 8-inch Smart Touch display
- Auto self-leveling (up and down)
- Adjustable heated air-suspension seat

## Superior Visibility

- Rearview mirror
- Rearview camera
- Optional 270° around view monitor (AVM) camera system with ultrasonic sensors
- Large glass with minimized A-pillar width (corner pillar by the door)

## Simple Maintenance

- One-piece tilt-up cabin
- MY DEVELON fleet management
- Swing-open tailgate
- Reversible fan

# More Horses in This Track.

With more horsepower, the DTL35 compact track loader is up for anything. Get the maneuverability and power to get more done in the most challenging work areas. With more premium features that come standard, it will maximize your productivity and bottom line.



## Superior Horsepower

One of the most powerful machines in its class, the DTL35 gives you more lifting capacity and pushing power. The D34 DEVELON engine, which is also found in our dozers, is crucial for minimizing downtime, reducing maintenance costs and ensuring consistent performance in demanding work conditions.

## Creep Control

With its slow, intentional movements, creep control enhances the compact track loader's maneuverability and precision, affording you better control while operating at high rpms. The feature can be easily activated from the left-hand joystick.



See model specifications for details at [na.develon-ce.com/ctl](http://na.develon-ce.com/ctl).



## Two-Speed Travel

The two-speed travel feature allows the compact track loader to operate at the higher speed for traveling longer distances or quickly moving between job sites, and the lower speed for stabilizing the machine during more precise and controlled movements in challenging conditions.

## Ride Control

Ride control reduces shocks and vibrations, enhancing stability for the bucket and minimizing spillage when the compact track loader navigates rough terrain while carrying full loads.



## Additional Counterweight

An optional 300-lb. additional counterweight further improves the machine's lifting and hauling capacity while providing better traction on challenging surfaces.

# The Compact Machine That's up for Anything.

Push. Lift. Grab. Dig. With the DTL35, it's all in a day's work. The standard hydraulic quick-coupler-ready design and updated auxiliary hydraulics make for quick, easy attachment changes. So you can do more, even in tight spaces.



### Lift Arm Float

The lift arm float feature enables attachments to naturally "float" with the terrain, automatically accounting for raised ground.

### Auto Self-Leveling (Up and Down)

Ideal for pallet applications, self-leveling helps maintain safety and stability by automatically adjusting the attachment or bucket to remain level as the arms are raised or lowered.

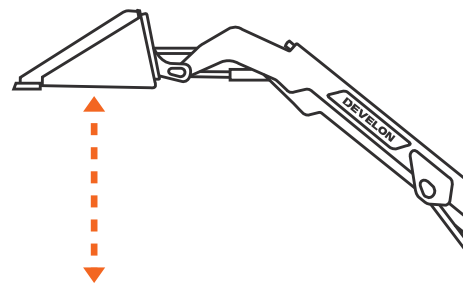
### Auto Return to Dig and Attachment Positioner

The auto return-to-dig feature automatically returns the arms to the lowered position, saving you time while delivering a more consistent digging depth. The attachment positioner allows the operator to save the angle of the attachment and can automatically return the attachment to the preset angle with the push of a button.



### Torsion Suspension

The standard torsion suspension system helps absorb shocks and vibrations over rough terrain, resulting in a smoother ride compared to traditional fixed-frame machines.



### Vertical Lift Arm

The DTL35 offers impressive lift and dumping capabilities, especially when compared to machines with radial lift arms. Its vertical lift configuration allows the compact track loader to extend its forward reach, making it easier to deposit materials into high-sided trucks or other elevated locations.

### Bucket Shake

The bucket shake feature helps remove materials stuck to the bucket or attachment, saving you time spent manually cleaning the machine.

### Hydraulic Quick Coupler

The universal hydraulic quick coupler enables fast and tool-free attachment changes to save you time and energy, especially when switching between multiple attachments on one job site.

## Hydraulics Power Your Productivity



### Auxiliary High-Flow Piping

The auxiliary high-flow piping feature allows a higher volume of hydraulic fluid to pass through the system, providing more power and efficiency in hydraulic attachments.

### Continuous Hydraulic Flow

This feature provides a constant supply of hydraulic power to attachments, which contributes to a smoother operation that reduces jerky movements.

### Electric HST Electrohydraulic Controls

Electric over hydraulic controls provide better maneuverability and responsiveness by offering smoother, more precise control over the machine's movements, especially when grading or hauling.

# Designed to Defend Against Downtime.

We built our first compact track loader to protect your productivity around every corner of your job site.



### Reversible Fan

The reversible fan protects against dust and debris. This keeps the compact track loader's engine cleaner and cooler to help extend the life of your machine.

### Tilt-up Cooling Module

The tilt-up cooling module enables easier cleaning of the cooling system to maximize airflow.

### Radiator Screen

The radiator screen prevents debris, such as dirt, leaves or larger particles, from entering the radiator to reduce the risk of the engine overheating.

### PowerCore Air Filter

The PowerCore™ air filter more effectively traps and removes contaminants, such as dust, dirt and debris to help prolong the engine's lifespan.

### 110 V Plug Heater

The 110 V plug heater warms the engine block and fluids for easier starts in extremely cold temperatures.

### Two Track Options

Two track patterns, each available in a wide or narrow option, give you the proper traction for your job site's terrain:

- The standard wide multi bar tracks offer increased contact with the surface, providing more driving efficiency and superior traction.
- The optional block pattern is designed for increased durability on challenging terrains like rock, gravel or uneven ground.

### Flange Idlers

The flange idlers are designed to guide and align the tracks, ensuring that they remain properly positioned on the undercarriage. You can select from two options based on your application:


- Front dual and rear triple flange idlers (standard for US20 and US30 configurations) are designed for the flat and mild terrain of developed construction sites.
- Front dual and rear triple flange idlers (standard for US21 and US31 configurations) are ideal for forestry use or along hillsides when mulching or mowing by distributing the load more evenly across the tracks. This helps to increase stability on slopes and rough or uneven terrain.

- Front dual and rear single flange idlers (standard for US20 and US30 configurations) are designed for the flat and mild terrain of developed construction sites.



MULTI BAR

BLOCK



### One-Piece Cab

The one-piece cab design minimizes the number of joints and seams, resulting in a more robust and durable cab that can withstand heavy-duty work environments.

### High-Flow Hydraulics

The high-flow hydraulics (standard on US30 and 31) provide an even stronger supply of power to hydraulic attachments for steadier, smoother operation.



# Stay Safely and Comfortably in Command.

Operator comfort is critical when delivering performance and safety on your job site. With a spacious cab and features like joystick controls, contoured handgrips, air-suspension seat and visibility roof panel, the DTL35 is primed for productivity.




### A Spacious, Comfortable Cab

With its large frame, the three-foot-wide interior of the DTL35 compact track loader puts you in comfortable command of the job. It starts as soon as you enter through the large polycarbonate swing-out door. The large glass with narrower A-pillar width helps you clearly see the terrain. The pressurized cab reduces dust and lowers noise levels.

An 8-inch Smart Touch display offers an intuitive interface. Joystick and thumbwheel sensitivity give you precise control in tight spaces. The heat and AC system, cup holder, 12-volt charging, and radio and Bluetooth® wireless technology give you a comfortable working environment year-round.

### Adjustable Heated Air-Suspension Seat

This feature offers superior comfort compared to traditional seats. The air-suspension system helps absorb shocks and vibrations, reducing the impact of bumps and rough terrain. Air-filled cushions adjust to your weight and movements, providing a smoother and more comfortable ride, especially over uneven terrain.




### Visibility Roof Panel

The visibility roof panel gives you a clear view of what's overhead, increasing visibility when working with elevated loads or in situations where a clear line of sight is crucial.

### Adjustable Rearview Mirror

The adjustable rearview mirror helps you easily see behind the machine for improved safety and performance.



### Rearview Camera

The rearview (backup) camera provides an additional view so you can easily see behind the machine.

### Around View Monitor (AVM) Camera System With Ultrasonic Sensors

The optional around view monitor (AVM) camera system with ultrasonic sensors displays a 270° view of the machine's surroundings for greater confidence when operating the machine in tight work areas. Ultrasonic sensors further enhance safety by alerting you of nearby objects as you back up the machine.

### Travel Alarm

The standard travel alarm alerts others on the job site when the compact track loader is working, for added awareness and safety.

### Master ON/OFF Switch

The master ON/OFF switch offers one-touch control in the event that you need to quickly power the machine off.



### LED Work Lamps — 4 Standard (2 Front, 2 Rear)

LED work lamps improve visibility during low-light or nighttime operations. Crucial for maintaining a safe and productive work environment, the LED front and rear work lamps reduce your risk of accidents and improve overall job site safety.

### FULL COVERAGE

**36** MONTHS **3K** HOURS

### Leading Standard Warranty

Your new DEVELON machine includes full coverage for 36 months or 3,000 hours, whichever comes first, with parts and service support from your local authorized DEVELON dealer.

### Protection Plus® Extended Warranty

Our DEVELON Protection Plus® extended warranty coverage allows you to customize coverage to meet your needs. Purchase up to 72 total months/7,500 total hours of warranty protection covering the full machine.

Ride Control > Reversible Fan  
 > Torsion Suspension > Return to Dig  
 and Attachment Positioner > Bucket  
 Shake > Adjustable Heated Air-  
 Suspension Seat > MY DEVELON Fleet  
 Management > Polycarbonate Door  
 > Auto Self-Leveling > Rearview Camera




## More Premium Features Come Standard.

To ensure a high return on your investment, DEVELON adds more premium features as standard equipment on our compact track loader. These features are often options that come with an additional cost from other manufacturers. By including them as standard, DEVELON gives you a competitive edge – helping operators work more efficiently and improving safety during the longest workdays.

Ride Control	Reduces shocks and vibrations, enhancing stability for the bucket and minimizing spillage when the compact track loader navigates rough terrain while carrying full loads.
Reversible Fan	Protects against dust and debris, keeping the compact track loader's engine cleaner and cooler to help extend the life of your machine.
Torsion Suspension	Helps absorb shocks and vibrations over rough or uneven terrain. This results in a smoother ride throughout your day compared to traditional fixed-frame machines.
Return to Dig and Attachment Positioner	Automatically returns the arms to the lowered position, saving you time while delivering a more consistent digging depth. The attachment positioner allows the operator to save the angle of the attachment and can automatically return the attachment to the preset angle with the push of a button.
Bucket Shake	Helps shake loose or release materials stuck to the bucket or attachment and facilitates quick and efficient dumping without the need to manually clean the machine.
Adjustable Heated Air-Suspension Seat	Offers superior comfort compared to traditional seats. Air-filled cushions adjust to your weight and movements, providing a smoother and more comfortable ride, especially over uneven terrain.
MY DEVELON Fleet Management	Monitors the health, location and productivity of your DEVELON equipment from a user-friendly mobile app and website.
Polycarbonate Door	Protects against debris, branches or other potential hazards on the job site while helping maintain a clear line of sight to the surrounding work environment.
Auto Self-Leveling (Up and Down)	Ideal for pallet applications, auto self-leveling helps maintain stability by automatically adjusting the attachment or bucket to remain level as the arms are raised or lowered.
Rearview Camera	Provides an additional view, allowing you to easily see behind the machine.

# Attachments

The DTL35 compact track loader is offered with more than a dozen attachments to help you get more done every day.



### Angle Broom

A valuable attachment for sweeping and clearing debris, gravel, sand and waste from your construction site.



### Skeleton Grapple

Open sides, bottom and back to facilitate the versatile hauling of brush, logs and debris.



### Open-Front Rotary Brush Cutter

Standard and heavy-duty, both ideal for utility and right-of-way maintenance; adept at clearing vegetation around power lines, pipelines and transportation corridors.



### Auger

Plays a crucial role in utility and infrastructure projects, efficiently boring holes to your desired depth and diameter.



### Large-Capacity Root Grapple

Streamlines cleanup and sorting efforts on construction and demolition sites with efficient material handling features.



### Closed-Front Rotary Brush Cutter

Efficiently clears grass and brush (a 4" cut capacity), resulting in a consistent finished look.



### Power Rake

Highly effective for grading and leveling uneven terrain like lawns, driveways and construction sites.



### Low-Profile Dirt Bucket

Perfect for digging trenches, leveling terrain and grading surfaces with accuracy.



### Snow Blower

Standard and heavy-duty options, both designed to tackle snow removal in tight or confined spaces with ease.



### Hi-Vis Rail Pallet Fork

Efficiently transports and positions rails, sleepers, ballast and ties.



### Utility Bucket

Robust design for handling dense and bulk materials with ease.



### Snow/Light Material Bucket

Two options, standard and heavy-duty, that are engineered for efficient snow removal and versatile material handling tasks.



### Scrap Grapple

Designed to efficiently pick up and remove materials like concrete rubble, bricks and wood.



### Multi-Purpose Bucket

Ultimate 4-in-1 tool that excels at digging shallow trenches, removing soil and effortlessly backfilling excavated areas.



### Snow Pusher

Rubber-edge design to perfectly clear snow on roads, streets and highways, particularly in residential and urban areas.



Scan the Code to Learn More About Attachments.

# Monitor Your Equipment From Anywhere.

MY DEVELON fleet management is a powerful equipment diagnostic tool that monitors the health, location and productivity of your DEVELON equipment from a user-friendly mobile app and website.



### With MY DEVELON Fleet Management, You Can:

- Help prevent theft with geofencing feature (GPS location tracking).
- See when maintenance is due.
- Customize alerts to your schedule.
- Track oil pressure, operating temperature and more.
- Use data to train your team for maximum productivity.

The data is uploaded automatically to the MY DEVELON fleet management online system. You can check on your machine status from anywhere using the website and mobile application. Your dealer can also see your equipment status and notify you when it's time for service.

## SMART X-CARE

Let us do the work for you to help protect your equipment investment. DEVELON Smart X-Care™ service gives you peace of mind knowing our experienced team is tracking your machine telematics and providing recommendations.

Talk to your dealer to learn more.



Scan the Code to Learn More.

Certain specification(s) are based on engineering calculations and are not actual measurements. Specification(s) are provided for comparison purposes only and are subject to change without notice. Specification(s) for your individual DEVELON equipment will vary based on normal variations in design, manufacturing, operating conditions, and other factors. Pictures of DEVELON units may show other than standard equipment.

# Powered by Innovation



Scan to  
learn more.

[na.develon-ce.com/ctl](https://na.develon-ce.com/ctl)

Compact Track Loader Brochure  
Printed in the U.S.A.  
25901\_004\_D012526

# DEVELON

A brand of HD Construction Equipment.

© 2026 HD Construction Equipment  
Develon North America. All rights reserved.