

# DEVELON

## Road Builder

# DX225LL-5

### Engine

Make	DEVELON
Model	DL06P
Number of cylinders	6
Rated power, gross (hp per SAE J1995)	166.7 hp (124.3 kW) @ 1800 rpm
Rated power, net (hp per SAE J1349)	162.7 hp (121.4 kW) @ 1800 rpm
Max. torque, gross (SAE J1995)	556 lbf.ft. (77 kgf.m) @ 1400 rpm
Piston displacement	360 in. <sup>3</sup> (5.9 L)
Bore and stroke	3.93 in. x 4.92 in. (100 mm x 125 mm)
Starter	24 V, 8.0 hp (6.0 kW)
Battery (qty. 2)	2 x 12 V, 150 AH
Alternator	24 V, 80 A
Air cleaner	Double elements

### Hydraulics

Main pumps	2 x 56.4 gpm (2 x 213.5 L/min.)
Pilot pump (gear design)	6.5 gpm (24.7 L/min.)

### Maximum System Pressure

Boom/arm/bucket (normal)	4693 psi (330 kg/cm <sup>2</sup> )
Boom/arm/bucket (power boost)	4978 psi (350 kg/cm <sup>2</sup> )
Travel (normal)	4978 psi (350 kg/cm <sup>2</sup> )
Swing (normal)	4267 psi (300 kg/cm <sup>2</sup> )

### Undercarriage

Upper rollers (each track)	2
Lower rollers (each track)	9
Number of shoes (links per side)	45
Total length of track	15' 2" (4635 mm)

### Swing Mechanism

Swing speed	0 – 10.7 rpm
Swing torque	69622.7 lbf.ft. (9625.7 kgf.m)

### Drive System

Travel speed (low – high)	1.57 – 2.75 mph (2.53 – 4.42 km/h)
Traction force (drawbar pull)	72598 lbf. (32930 kgf)
Max. grade (limited by engine lubrication)	70% (35°)

### Environment

Sound level (2000/14/EC)	105 dB(A)
Cabin sound level (ISO 6396)	69 dB(A)

### Refill Capacities

Fuel tank	260 gal. (987 L)
DEF tank	7.9 gal. (30.0 L)
Cooling system	8.3 gal. (31.4 L)
Engine oil	7.1 gal. (27 L)
Swing reduction unit	1.32 gal. (5 L)
Final drive (each side)	1.5 gal. (6 L)
Hydraulic system	73.9 gal. (280 L)
Hydraulic tank	34.6 gal. (131 L)

### Hydraulic Cylinders

Boom (2) bore x rod diameter x stroke	4.92 in. x 3.34 in. x 49.72 in. (125 mm x 85 mm x 1263 mm)
Arm (1) bore x rod diameter x stroke	5.51 in. x 3.93 in. x 56.81 in. (140 mm x 100 mm x 1443 mm)
Bucket (1) bore x rod diameter x stroke	4.72 in. x 3.14 in. x 41.73 in. (120 mm x 80 mm x 1060 mm)

The piston rods and cylinder bodies are made of high-strength steel. A shock-absorbing mechanism is fitted in all cylinders to ensure shock-free operation and extended piston life.

# Dimensions

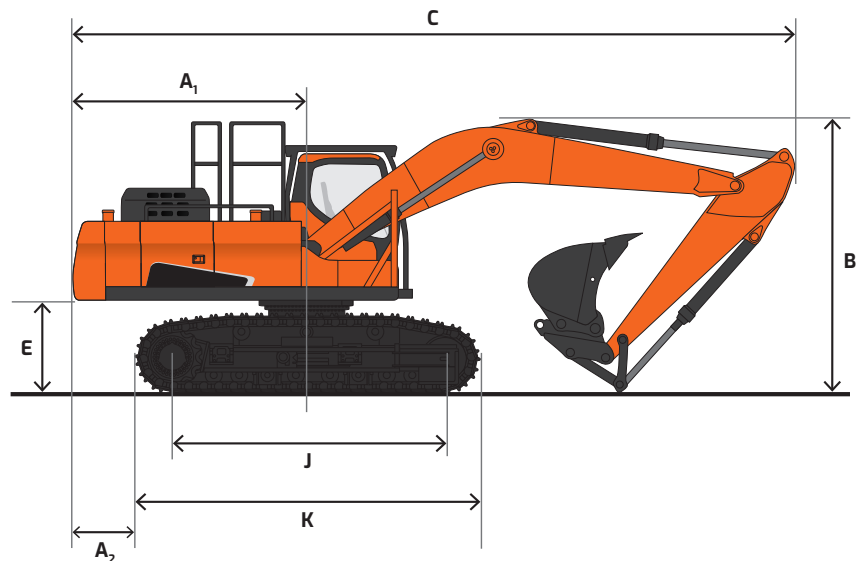
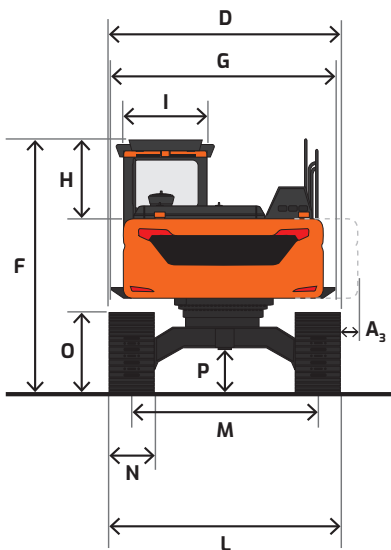
**Road Builder | Excavator Front  
(US30)**

Boom length		18' 8" (5700 mm)
Arm length		9' 6" (2900 mm)
Heel/bucket		1.41 yd <sup>3</sup> (1.08 m <sup>3</sup> )
Track type		High & wide fixed
Tail swing radius	A <sub>1</sub>	10' 4" (3155 mm)
Tail swing overhang (rear)	A <sub>2</sub>	2' 9" (838 mm)
Tail swing overhang (side)	A <sub>3</sub>	4' 5" (1355 mm)
Shipping height	B	9' 11" (3020 mm)
Shipping length	C	32' 1" (9770 mm)
Shipping width	D	11' 10" (3600 mm)
Counterweight clearance**	E	4' 2" (1260 mm)
Cabin height	F	10' 11" (3340 mm)
Cab riser*		-
Upper structure width	G	10' 11" (3325 mm)
Cabin height above house	H	3' 1" (930 mm)
Cabin width	I	3' 4" (1010 mm)
Cabin guarding width*		11' 10" (3600 mm)
Tumbler distance	J	12' 1" (3680 mm)
Overall track length	K	15' 2" (4635 mm)
Undercarriage width	L	11' 10" (3600 mm)
Track gauge	M	9' 6" (2900 mm)
Track shoe width	N	2' 4" (700 mm)
Track height**	O	3' 8" (1105 mm)
Car body clearance**	P	2' 3" (674.5 mm)
Cabin tilting angle*		-

\*Not shown on diagram

\*\*Without shoe grouser

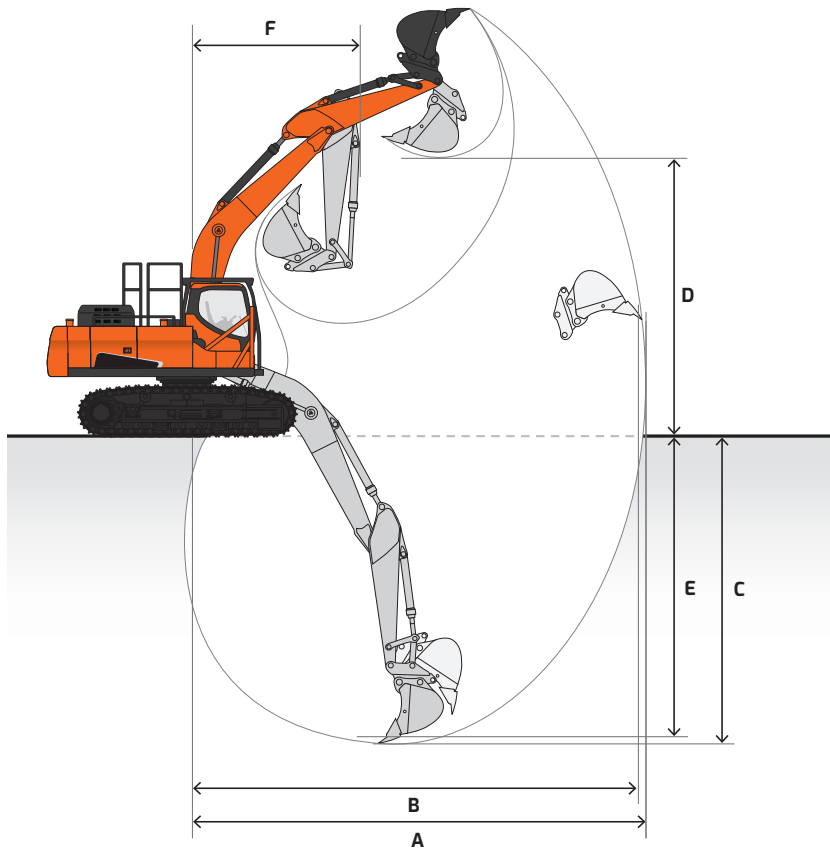
\*- Not configured



# Working Range

## Road Builder | Excavator Front (US30)

Boom length		18' 8" (5700 mm)
Arm length		9' 6" (2900 mm)
Bucket capacity		1.41 yd <sup>3</sup> (1.08 m <sup>3</sup> )
Track type		High & wide fixed
Max. digging reach	A	32' 5" (9880 mm)
Max. digging reach (ground)	B	31' 8" (9660 mm)
Max. digging depth	C	20' 11" (6375 mm)
Max. loading height	D	23' 1" (7045 mm)
Max. depth to 8' line	E	20' 3" (6185 mm)
Min. swing radius	F	11' 8" (3560 mm)
Operating weight		65918 lb. (29900 kg)
Ground pressure		7.68 psi (0.54 kg/cm <sup>2</sup> )















# Lifting Capacity

 Rating over front     Rating over side or 360°

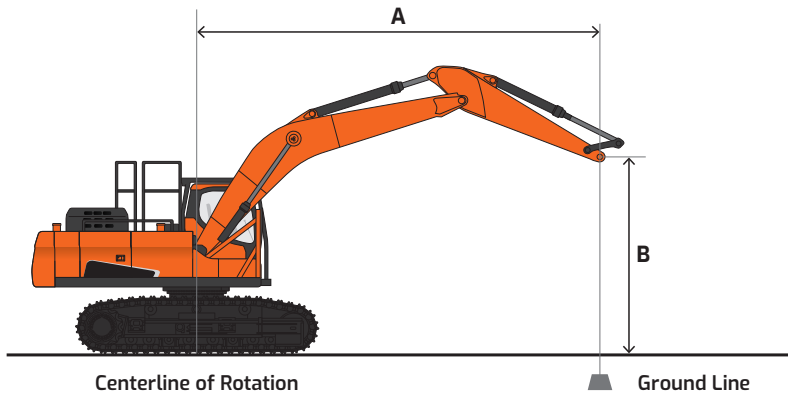
## DX225LL-5 Road Builder US30 | ROPS Cab

Boom: 18' 8" (5700 mm) | Arm: 9' 6" (2900 mm) | Counterweight: 9740 lb. (4418 kg) | 28" (700 mm) Shoes | Bucket: None | Unit: lb. (kg)

A (ft. or m) B (ft. or m)	5' (1.5 m)		10' (3.0 m)		15' (4.5 m)		20' (6.0 m)		25' (7.5 m)		Max. Reach		
													A
25' (7.5 m)							* 11770 (* 5340)	* 11770 (* 5340)			* 9280 (* 4210)	* 9280 (* 4210)	21.03' (6.41 m)
20' (6.0 m)							* 12030 (* 5460)	* 12030 (* 5460)			* 8740 (* 3960)	* 8740 (* 3960)	24.43' (7.45 m)
15' (4.5 m)					* 15720 (* 7130)	* 15720 (* 7130)	* 13330 (* 6050)	* 13330 (* 6050)	* 12180 (* 5520)	* 12180 (* 5520)	* 8680 (* 3940)	* 8680 (* 3940)	26.47' (8.07 m)
10' (3.0 m)					* 19790 (* 8980)	* 19790 (* 8980)	* 15200 (* 6890)	* 15200 (* 6890)	* 12970 (* 5880)	* 12970 (* 5880)	* 8960 (* 4060)	* 8960 (* 4060)	27.48' (8.38 m)
5' (1.5 m)					* 23140 (* 10490)	* 23140 (* 10490)	* 16940 (* 7690)	* 16940 (* 7690)	* 13800 (* 6260)	* 13800 (* 6260)	* 9610 (* 4360)	* 9610 (* 4360)	27.58' (8.41 m)
Ground Level			* 14810 (* 6720)	* 14810 (* 6720)	* 24520 (* 11120)	* 24520 (* 11120)	* 17960 (* 8140)	* 17960 (* 8140)	* 14220 (* 6450)	13960 (6330)	* 10790 (* 4900)	* 10790 (* 4900)	26.79' (8.16 m)
-5' (-1.5 m)	* 16250 (* 7370)	* 16250 (* 7370)	* 25050 (* 11360)	* 25050 (* 11360)	* 24020 (10890)	* 24020 (* 10890)	* 17830 (* 8090)	* 17830 (* 8090)	* 13630 (* 6180)	* 13630 (* 6180)	* 12960 (* 5880)	* 12960 (* 5880)	24.99' (7.62 m)
-10' (-3.0 m)	* 26874 (* 12190)	* 26874 (* 12190)	* 29910 (* 13570)	* 29910 (* 13570)	* 21580 (* 9790)	* 21580 (* 9790)	* 15950 (* 7240)	* 15950 (* 7240)			* 13490 (* 6120)	* 13490 (* 6120)	21.97' (6.70 m)
-15' (-4.5 m)			* 21830 (* 9900)	* 21830 (* 9900)	* 15830 (* 7180)	* 15830 (* 7180)					* 12890 (* 5850)	* 12890 (* 5850)	17.06' (5.20 m)

A Distance from center of rotation  
B Height

NOTE: Lifting capacities are in compliance with ISO 10567. Lift capacities apply only to the machine as originally manufactured and normally equipped by the manufacturer. Load point is the end of the heel to grapple pin. Rated loads shown do not exceed 75% of minimum tipping loads or 87% of hydraulic capacities. Rated loads marked with an asterisk (\*) are limited by hydraulic capacities. The least stable position is over the side. The total mass of machine includes the mass of the boom, arm, counterweight, all operating fluids and 165 lb. (75 kg) operator.



# Standard & Optional Equipment

Standard Road Builder Package, US30

■ Standard    ● Optional    – N/A

## Engine

Emissions (EPA)	T4
High-pressure common-rail (HPCR)	■
Turbo, variable geometry (VGT)	■
Cooled exhaust gas recirculation (CEGR)	■
Diesel oxidation catalyst (DOC)	■
Exhaust brake	■
Selective catalyst reduction (SCR)	■
Diesel exhaust fluid (DEF)	■
Fuel filter with water separator	■
Coolant recovery tank	■
Dual element dry-type air filter with evacuator	■
Precleaner	■
Electronic engine control (ECU)	■
Auto idle	■
Auto shutdown (time-adjustable)	■
Overheat & low oil pressure engine protection	■
Block heater (110 V)	●
Block heater (220 V)	●
Fuel filler pump	●

## Hydraulic

Mechatronics Design	■
Variable axial piston main pump (tandem)	■
Cross-sensing pump control	■
Pilot-operated control valves	■
Gear pilot pump	■
Variable-speed hydraulic cooling fan	■
Axial piston swing motor	■
Swing drive with spring applied hydraulic release brake	■
Axial piston travel motor (high/low, auto)	■
Auxiliary hydraulics, two-way piping	■
Auxiliary hydraulics, rotate piping	■

## Electrical

System voltage – 24 V	■
Alternator – 24 V, 80 amp	■
2 x 12 V batteries, 150 AH reserve capacity	■
Blade-type fuse panel	■
Main circuit breaker	■
Light, work (halogen): machine (8), boom (2)	■
Light, work (LED)	●
Hour meter	■
Engine restart prevention system	■
Rearview camera	■
Side view camera	■
Laptop service port	■
Self-diagnostics system	■
DEVELON Fleet Management	■

## Cabin

Steel, all-weather & sound-suppressed	■
ROPS cab	■
Cab guard – front, top & rear	■
Viscous mount, spring-reinforced	■
Front window with wiper/washer	■
Tinted safety glass	■
Skylight	■
Front window with sun screen	■
Pull-up type top front window	■
Removable lower front window with storage behind seat	■
Adjustable sliding side door window	■
Defrost, front window	■
Lockable doors	■
Seat	■
- Heated	■
- Air suspension	■
- 2" (51 mm) seat belt	■
- Adjustable height & recline	■
- Adjustable fore/aft	■
- Adjustable armrests	■
Control stands	■
- Height adjustable	■
- Mounted to seat base	■
Storage for operator's manuals	■
Fully automatic HVAC with ambient temperature sensor	■
7" multi-function LCD display monitor	■
Cigarette lighter	■
AM/FM stereo & MP3 port	■
Speakers (2)	■
Antenna, roof-mounted	■
Microphone & speaker	●
Hot/cold beverage compartment	■
Power socket, 12 V	■
Cup holder	■
Interior light	■
Coat hanger	■

## Controls

Joystick controls	■
Pattern control change valve (SAE, ISO)	■
Joystick attachment control	■
Switches/buttons	■
- Two-way	■
Control stands	■
- Height adjustable	■
- Sliding (fore/aft)	■
Engine speed control dial	■
Travel pedals with hand levers	■
Switches, console-mounted	■
- Starter (key)	■
- Travel speed selector	■
- Work light	■
- Auxiliary mode switch	■
Emergency stop switch	■
Power modes (P+, P, S, E)	■
Jog dial display control	■
Wiper control panel	■
Audio control panel	■

## Display Monitor & Warnings

Gauges	■
- Fuel level	■
- DEF level	■
- Engine coolant temperature	■
- Hydraulic oil temperature	■
- Engine rpm	■
- Battery voltage	■
- Hydraulic pump pressure	■
- ECO	■
- Digital clock	■
- Trip meter	■
- Hour meter	■
- Fuel consumption	■
Warning & indicator lights	■
- Seat belt	■
- Error code	■
- SCR warning	■
- Check engine	■
- Engine oil pressure	■
- Engine pre-heat engaged	■
- Radiator coolant level & temperature	■
- Air filter	■
- Fuel level	■
- DEF level – low	■
- Water in fuel	■
- Battery charge	■
- Work lights on	■
- Hydraulic oil temperature	■
- Hydraulic charge pressure	■
- Hydraulic pilot filter	■
- Hydraulic return filter	■
Travel alarm	■
Buzzer	■
- Engine oil pressure	■
- Coolant temperature	■

## Undercarriage

High-walker, high & wide fixed width	■
Track guards & chains with adjusters	■
Track rollers, upper	2
Track rollers, lower	9
In-shoe motor protection	■
Shoes, double grouser – 700 mm	■
Link, HD chain	■
Track guides, HD full-length	■

## Main Frame

HD mainframe reinforcement	■
HD integrated catwalks	■
HD guarding, underbody plating	■
HD guarding, final drive motors	■
HD guarding, side doors – pump & radiator protection	■

## Other

Centralized lubrication	■
- Boom	■
- Arm	■
- Swing	■
Automatic greasing	●
Handrails & service platforms	■
Skid-resistant steps & service platforms	■
Manuals	■
- Operation & Maintenance	■
- Parts	■
- AEM Safety Manual	■
DEVELON Fleet Management 3-year subscription	■
Vandalism protection	■
- Lockable panels	■
- Lockable fluid fill points	■
- Anti-theft protection (password)	■

Certain specification(s) are based on engineering calculations and are not actual measurements. Specification(s) are provided for comparison purposes only and are subject to change without notice. Specification(s) for your individual DEVELON equipment will vary based on normal variations in design, manufacturing, operating conditions, and other factors. Pictures of DEVELON units may show other than standard equipment.

# Powered by Innovation

# DEVELON

A brand of HD Hyundai Infracore.

[na.develon-ce.com/dx225ll-5](http://na.develon-ce.com/dx225ll-5)

DX225LL-5 Road Builder Spec Sheet  
Printed in the U.S.A.  
23906\_002\_D060524

©2024 HD Hyundai Infracore. All rights reserved.