

DEVELON

-7K Series

Wheel Excavators

DX140W-7K / DX190W-7K / DX210W-7K



DEVELON

Continuous evolution, for better.

We trace our roots to 1937 as one of Korea's first large-scale machine plants. During that time, we have consistently delivered earth-moving equipment to build critical infrastructure for the betterment of communities, societies and the wider world.

**We are
DEVELON.**

DEVELON is a bold name that reflects our core ambition to continue developing onward and leaving behind a positive footprint in our world. Moving forward, we will continue providing innovative products and solutions that advance the world we live in today.



Your Local Dealer Is Dedicated to Your Success.

Your local DEVELON dealer is here for you: helping to solve your unique business challenges and advance the development of your community. Our dealers provide a full lineup of highly productive and fuel-efficient equipment, outstanding value and comprehensive services to help build your success.

Expanding Equipment Lineup

DEVELON continues to expand our innovative and durable lineup of equipment, providing more of the resources you need to take on a variety of projects and expand your business. Talk with your dealer to find the right equipment, attachments and technologies to move ahead.

Authorized DEVELON Service Technicians

You can count on experienced and highly skilled professional technicians from your local dealership to keep your valuable DEVELON equipment running at peak performance. You'll get responsive service, reliable parts and trusted advice.

Parts Availability

Your dealer can offer more parts inventory and faster delivery — thanks to our two warehouses in Georgia and Washington.

Customization Plant

A dedicated facility in Georgia tailors the equipment configuration and final machine assembly for faster delivery to your dealership.



Introducing Next-Generation -7K Series Wheel Excavators.

DEVELON -7K Series wheel excavators deliver the impressive power your work demands — along with the fuel-saving systems, comfort features, maneuverability and smart machine functionality you need to conquer today's challenges and break through the barriers tomorrow will bring. No matter what's ahead, you'll have what you need to keep charging forward.



Operator Comfort

- Automotive-Style Heating and Air Conditioning
- Standard Heated and Cooled Air-Suspension Seat
- Low Noise and Vibration Levels
- Ergonomically Designed Joystick and Fingertip Controls
- Joystick Steering

Fuel-Saving Systems

- Exclusive Smart Power Control (SPC)
- Mechatronics Design

Configuration Options

- Standard Mono Boom and Arm or Optional Two-Piece Boom
- Front Dozer With Rear Outriggers or Four Outriggers

Maximum Visibility

- Optional Smart Around View Monitor (AVM) Camera System
- Rearview Camera
- 5 LED Lights (With Option to Add 4 or 6 More)

Smart Technology

- 12" Smart Touch Display
- MY DEVELON Fleet Management
- Load Isolation System (Ride Control)

Advanced Capabilities

- Fine Swing Function
- Tiltrotator Mode
- Four Digging Work Modes
- Impressive Lifting Capacity and Stability
- Standard One-Way/Two-Way + Tilt/Rotate Auxiliary Hydraulic System
- Trailer-Ready Option

CONSTRUCTION
EQUIPMENT
Top 100
new products 2023
Awarded to
all models.

Power Through With Confidence.

For municipalities where road travel is necessary, or for general contracting and site development that requires frequent travel from point to point, DEVELON -7K Series wheel excavators are strong performers. They're designed to bite into the toughest materials, lift heavier loads and move more material with ease.

Powerful Digging Forces

DEVELON excavators deliver the superior hydraulics needed for enhanced performance when digging, loading trucks and more. Push the one-touch power boost button to momentarily increase hydraulic power to break through hard ground or handle other tough digging conditions.



Selectable Power Modes

Four power modes give you more control over the excavator's performance based on your job site conditions. Manage the balance of fuel consumption and machine power to your preferences.

- **Power+** for severe digging conditions and massive truck loading.
- **Power** for extremely deep trenching and truck loading.

- **Standard** for general ground utility applications: digging, trenching and pipe laying.
- **Economy** for precise grading and to maximize controllability and machine efficiency.

Impressive Lifting Capacity

Lift more weight with each cycle and complete jobs faster. The optimal swing radius, lift height and lift position enable you to confidently lift and place objects or dig loads of material in less time.

Hydrostatic Drive

This feature enables quick acceleration and precise maneuvering. It's ideal for tasks that require multifunctioning, when simultaneous travel and boom motion are required.

Strong, Productive Swing Torque

Swing loads uphill with ease for improved backfilling performance — and less excavation time per foot of trench.

Fast Cycle Times

Two variable displacement axial piston pumps deliver superior cycle times, while hydraulic flow regeneration maximizes efficiency.



Configure Your Excavator for Your Work

Two Work Group Options

- Standard mono boom and arm provide the reach, depth, visibility and durability to maximize machine productivity in a wide range of applications.
- Optional two-piece boom provides enhanced flexibility and versatility in tight job site conditions. The additional boom joint makes it easier to dig around obstacles and work close to the machine.

Dozer and Outrigger Options

- Outriggers can be individually positioned to level the machine on slopes. When outriggers are down, digging performance is comparable to an excavator with tracks.
- Front dozer with independent rear outriggers stabilizes your excavator while providing the added benefit of the front dozer blade, which can be used for backfilling.
 - Four independent outriggers provide the best stability with your wheel excavator.



Added Capabilities for Challenging Work.

When unexpected challenges arise on the job, -7K Series wheel excavators deliver the features and functions you need to take control. Whether you're tackling tough terrain, completing precision tasks or making the most of attachments, you'll break through the barriers ahead of you.



Four Selectable Work Modes

Tailor your excavator's performance by changing a few settings using the Smart Touch display to quickly optimize performance and protect your hydraulic components.

- **Digging:** Default setting delivers the performance you need for general excavation and ground utility applications.
- **Lifting:** The increased pump torque, low engine rpm and automatic power boost provide the needed strength and safety when lifting heavy materials like trench boxes, pipes or concrete barriers.
- **One-Way Auxiliary Hydraulic Flow:** Works great for attachments that only require hydraulic power from one direction, such as breakers or plate compactors.
- **Two-Way Auxiliary Hydraulic Flow:** Ideal for attachments that need bi-directional hydraulic flow, such as a hydraulic thumb, shear or crusher.

Precision and Control

With standard one-way/two-way + tilt/rotate auxiliary hydraulics you can easily utilize hydraulic attachments like breakers, thumbs, shears, and tilt buckets.

Fine Swing Function

Select this function to minimize the shaking of a lifted object that occurs at the end of the swing movement, for greater control and accuracy in certain lifting applications.

Load Isolation System (Ride Control)

This system engages automatically at 3.1 mph (5 km/hr) to reduce attachment and machine bouncing when driving on uneven road surfaces.

Optional Trailer-Ready Feature

Enables the excavator to pull a 5- to 10-ton trailer for added job site versatility.



Precise Maneuverability

Travel controls include an economy mode and switch-activated speed control. The dynamic braking, made possible by the hydrostatic transmission, offers a smooth, steady reduction in travel speed when maneuvering in tight areas.

Auto downshift for the travel function is designed to increase drawbar pull when needed, improving machine responsiveness and controllability.



Attachment Functionality

- Hydraulic quick coupler makes it quick and easy to switch attachments on the job without leaving the cab.
- Manage hydraulic attachments using the Smart Touch display to configure 10 attachment presets.
- Use the roller switches on the joysticks to easily control and vary the speed of hydraulic attachments.

- An upgraded, cast push link with reinforced lifting eye delivers a five-metric-ton lifting capacity.
- Tiltrotator mode offers enhanced precision when using a tiltrotator accessory.

Efficiency Without Sacrificing Performance.

DEVELON -7K Series wheel excavators offer advanced technologies and smart options to help boost fuel efficiency and lower fuel costs. You'll spend more time getting work done and less time fueling your equipment.




The Mechatronics Design works in conjunction with the engine control unit (ECU) to monitor and optimize machine performance: increasing productivity while reducing fuel consumption.

Smart Power Control (SPC) is implemented through two systems – variable speed control and pump torque control – that work together to improve efficiency while maintaining productivity and is controlled by the ECU. In -7K Series wheel excavator models, SPC is activated by default and can be disengaged.

- Variable speed control reduces engine speed in the low load range to an appropriate level by detecting both the actual engine load and the operator's activity during heavy-load operations.
- Smart pump torque control efficiently matches hydraulic pump torque and engine response to the task, preventing engine overload.

The **auto shutdown** feature saves fuel and helps reduce warranty hours. When the feature is enabled, the engine shuts down after it has been idling for a specified amount of time. Default shutdown occurs after five minutes of idling but can be set for longer periods by the operator using the DEVELON Smart Touch display.

The standard **auto idle** feature idles your engine automatically when machine functions are not being used, to reduce noise, improve job site communications and save fuel. Move the controls and the excavator automatically returns to your previous throttle setting.



Non-DPF DEVELON Engine

- Our Tier 4-compliant diesel engines do not require a diesel particulate filter (DPF).
- Our selective catalyst reduction (SCR) system reduces nitrogen oxide (NOx) emissions.
- The SCR system uses a cleaning process to de-crystallize the SCR catalyst.
- You can continue working during the cleaning process. The harder the machine works, the faster the SCR system finishes this process.

Fuel Efficiency

The engine's efficient horsepower curve delivers increased torque with less fuel. The high-pressure common-rail (HPCR) fuel injection system helps reduce emissions and allows the Tier 4-compliant engine to save fuel and improve performance.

Complete Control in Complete Comfort.

When designing -7K Series wheel excavators, we included more of the premium comfort features and machine control systems that top operators demand. You'll attract and keep the best talent by offering equipment that enables them to do their best work on the most difficult job sites.



A Leader in Operator Comfort

- Automotive-style heat and air conditioning features high-capacity vents and convenient control from the Smart Touch display. Repositioned vents improve window defrosting performance.
- Standard heated and cooled air-suspension seat lets operators adjust their comfort to fit their environment.
- The cab's suspension system (CabSus mount) dampens vibrations and provides outstanding protection against impact.
- A complete, sound-isolating cabin seal reduces the noise inside the pressurized cab to an extremely low level.
- Standard Auto Hold brake system automatically engages the outboard service brakes when the machine stops to improve operator comfort and machine productivity.
- The travel motor and transmission control in the driveline provide increased smoothness and improved braking and gear shifting.



Smart Around View Monitor (AVM) Camera System

This optional system displays a full view of the machine's surroundings for greater confidence when operating the machine in tight work areas. Can be linked with optional radar system on select models for an additional level of awareness of objects behind the machine.

Smart Touch Display

The multilingual 12" smart touch display monitor, standard on all -7K Series wheel excavators, displays all important settings and information on one screen. From the easy-to-read touch screen, operators can monitor critical machine functions, set machine configuration, manage hydraulic attachments, configure gauge panel, troubleshoot and much more.



Joystick Controls

Ergonomically designed joystick offers low-effort control to help reduce operator fatigue when working with hydraulic attachments. The unique keypad, which includes a jog shuttle switch, provides easy, precise control over all machine functions.



Smart Key

The simple, smart key fob brings automotive convenience to construction equipment, unlocking the cab and allowing push-button engine starts.

Enhanced Visibility

- Front, side, rear and overhead windows provide an excellent view of the job. Sunshades help reduce eye strain, and adjustable side window openings allow better communication between the operator and ground crew.
- Five high-illumination LED lights are standard; upgrade to 9 or 11 lights for improved visibility.
- The standard rearview camera provides an additional means to view the machine's surroundings and appears on the Smart Touch display.



Rugged Components Are Engineered to Last.

Like all DEVELON machines, -7K Series wheel excavators are designed for a lifetime of heavy-duty work in the most extreme conditions. When tougher challenges are ahead, you'll have confidence that your DEVELON excavator will keep charging forward.



Advanced Cooling System

- Split cooling system allows the oil cooler and radiator to operate independently to optimize the hydraulic system and engine temperatures, even in severe working conditions. The system increases cooling capacity while protecting and extending the life of engine components.
- Air-to-air fuel cooler reduces fuel temperature to increase overall efficiency and protect engine components.
- Hydraulic oil cooler utilizes the variable speed cooling fan. The speed of the fan changes as required by the demands of your excavator.
- The updated honeycomb-style design of the mesh on the side door and hood helps prevent larger debris from entering the engine pump compartment for optimum cooling performance.

Rugged Construction

- **Heavy-duty arm and boom:** Featuring stronger castings and forged steel pivot points, they withstand digging into high-impact materials. Improved hydraulic line routing also helps protect your investment.
- **Heavily reinforced chassis frame and outrigger frames:** Rugged design stands up to the stress of severe work conditions.
- **Reinforced platform and frame:** The innovative D-channel upper structure frame design adds strength to withstand more side impact, protecting the machine's vital components.



- **Rigid, welded frame:** Provides excellent durability throughout the undercarriage while hydraulic lines, transmission and rear differential are protected within the structure of the machine.



- **Cast ends and pin bosses:** All the major pin points on the excavator boom and arm are steel castings for extra strength in tough working conditions. Plus, additional reinforcement around the bosses and internal gussets means a long life for the work group.



- **Heavy-duty wear plates:** Ultra-hard and wear-resistant, these plates bolt on at the end of the machine arm to maximize machine durability and reliability.

- **Increased fender thickness:** Thicker fenders improve durability and better withstand tough working conditions.
- **Improved step rigidity:** Reinforced steps provide greater rigidity, offering enhanced durability and stability during entry and exit.

- **Automatic belt tensioner.** Spring-applied automatic belt compensates for regular wear and maintains a constant tension on the engine accessory belt.
- **Heavy-duty axles:** They provide superior performance, ground clearance and component protection.
- **Rear-mounted transmission:** The transmission is located directly on the fixed rear axle for protection and optimum ground clearance.

Easy to Service. Easy to Keep on the Job.

DEVELON -7K Series wheel excavators provide convenient access to key service areas, offer automatic systems that do the work for you, and provide diagnostic tools that keep you informed of your machine's health. So you'll stay on the job and get more work done.



Easy Maintenance Access

- Machines offer ground-level access to all filters and easy access to regular inspection points.
- Access panels are easy to find and open from the top, bottom and sides of the excavator.
- A large engine cover provides plenty of room to reach the top side of the engine, while a hinged belly pan allows access from the bottom.
- Solid-steel side panels provide access to regular daily maintenance items to maximize machine uptime.
- Centralized grease banks are located on the excavator arm and base of the boom.
- A draincock has been added to the fuel tank to simplify fuel draining during maintenance or service procedures.

Machine Self-Diagnosis

You can monitor critical systems in real time and access historical machine alerts right from the DEVELON Smart Touch display in the excavator cab.



Oil and Filter Life

Easily review the hours since the last maintenance for oils and filters. Your machine will remind you when each oil and filter needs replacing 10 working hours before service is due.

Auxiliary Mode Switch

The auxiliary mode switch allows you to manually override the computer if needed to move your excavator to a convenient location for service.

Trailer-Ready Option

A new trailer-ready option includes hydraulic lines and ports on the rear of the machine, enabling it to haul materials, tools or additional attachments with ease.

Anti-Skid Plates

The star-shaped punched holes in the anti-skid plates provide better and safer access during maintenance.

DEF Tank and Lamp

Connected to the ECU, sensors in the tank detect low levels of diesel exhaust fluid (DEF) or any other system malfunction. An adBlue® level LED light indicator helps operators avoid overfilling the tank. A breather filter is applied to minimize clogging of the breather line in the DEF tank.

Local Parts and Service

Your local DEVELON wheel excavator dealer offers exceptional service from factory-trained technicians. You can also pick up genuine DEVELON wheel excavator parts from your dealer, who is supported by two regional distribution centers located in North America.

MY DEVELON Fleet Management

This diagnostic system gives your dealer's technician a direct communications link with your excavator. During operation, it monitors all critical data and provides a complete history of operation and a real-time log of machine failures. Armed with information like this, your dealer service personnel can fix issues faster — and you can get back to work.

FULL COVERAGE



Leading Standard Warranty

Your new DEVELON machine includes full coverage for 36 months or 3,000 hours, whichever comes first, with parts and service support from your local authorized DEVELON dealer.

Protection Plus® Extended Warranty

Our DEVELON Protection Plus® extended warranty coverage allows you to customize coverage to meet your needs. Purchase up to 72 total months/7,500 total hours of warranty protection covering the full machine.

MY DEVELON Fleet Management > One-Touch Power Boost > Heavy-Duty Wear Plates > Rearview Camera > Smart Touch Display > Fine Swing Function > Heated and Cooled Air-Suspension Seat



Premium Features Come Standard on DEVELON -7K Series Wheel Excavators.

To compete and succeed, your equipment needs to maximize job site productivity and the bottom line. DEVELON machines do both. To ensure a high return on investment, we add more premium features as standard equipment on every model.

These features are often options that come with an additional cost from other manufacturers. By including them as standard, DEVELON gives you a competitive edge — helping operators work more efficiently and improving safety during the longest workdays.

MY DEVELON Fleet Management

Powerful telematics system makes it easy to remotely monitor and maintain your machine. It keeps track of the health, location and productivity of the equipment from a user-friendly app and website.

One-Touch Power Boost

Momentarily increase hydraulic power to break through hard ground by pressing the power boost button.

Heavy-Duty Wear Plates

Ultra-hard and wear-resistant plates bolt on at the end of the machine arm for maximum durability.

Rearview Camera

The rearview camera provides the operator with an additional view of the excavator's surroundings, increasing confidence and productivity.

Smart Touch Display

An easy-to-read, user-friendly multilingual touch screen displays all important settings and information, including the rearview camera view. Operators can monitor critical excavator functions and control machine settings.

Fine Swing Function

This feature minimizes the shaking of a lifted object that occurs at the end of the swing movement, delivering greater control and accuracy in certain lifting applications.

Heated and Cooled Air-Suspension Seat

Suspension adjusts to match changing working conditions.

Monitor Your Equipment From Anywhere.

MY DEVELON fleet management is a powerful equipment diagnostic tool that monitors the health, location and productivity of your DEVELON equipment from a user-friendly mobile app and website. It offers free monitoring with no contract and no fees.



- With MY DEVELON Fleet Management, You Can:**
- Help prevent theft with geofencing feature (GPS location tracking).
 - See when maintenance is due.
 - Customize alerts to your schedule.
 - Track oil pressure, operating temperature and more.
 - Use data to train your team for maximum productivity.






The data is uploaded automatically to the MY DEVELON fleet management online system using dual-mode communications (cellular) for maximum coverage. You can check on machine status from anywhere using the MY DEVELON fleet management website and mobile application. Your dealer can also see your equipment status to notify you when it's time for service.



Let us do the work for you to help protect your equipment investment. DEVELON Smart X-Care™ service gives you peace of mind knowing our experienced team is tracking your machine telematics and providing recommendations. **Talk to your dealer to learn more.**

Attachments

Versatile DEVELON -7K Series wheel excavators can use a variety of attachments so you can do more than dig – expanding your capabilities on every job. DEVELON attachments are built to DEVELON machine specifications for superior reliability and performance.

	<h3>Heavy-Duty Bucket</h3>	Meet your digging demands with a DEVELON heavy-duty bucket. Features high-quality, abrasion resistant material for enhanced durability. Standard with an extra set of pins to pair with our hydraulic quick coupler. Optimized for angle filling and dumping.
	<h3>Severe-Duty Bucket</h3>	Built for harsh digging applications with high-quality, abrasion-resistant material. It's designed for extended life and ideal for heavy digging and loading, including loose rock and quarry applications.
	<h3>Ditch-Cleaning Bucket</h3>	Meet your grading and backfill demands with a ditch-cleaning bucket. Features high-quality, abrasion-resistant material for enhanced durability. Utilizes a flat bottom to level ground. Optimized for angle filling and dumping.
	<h3>Hydraulic Quick Coupler</h3>	Quick couplers increase your machine's versatility and improve your productivity when your work includes switching attachments. Built with extra-high-strength (EHS) and abrasion-resistant (AR) steels for maximum durability. Electrical circuit design features a two-stage release for increased safety. Operator control panel requires no modifications to cab interior. Hook up to pin-on attachments with ease from inside the cab.
	<h3>Thumb</h3>	Provides an easy-to-install solution. Serrated edge holds material secure to bucket for superior loading and material handling. High-quality steel provides strength, durability and abrasion resistance.

Talk with your dealer about using other attachments, including breakers, compactors, clamps, tiltrotators and 2D machine guidance systems.

Certain specification(s) are based on engineering calculations and are not actual measurements. Specification(s) are provided for comparison purposes only and are subject to change without notice. Specification(s) for your individual DEVELON equipment will vary based on normal variations in design, manufacturing, operating conditions, and other factors. Pictures of DEVELON units may show other than standard equipment.

Powered by Innovation



Scan to
learn more.

na.develon-ce.com/wheelexcavator

DEVELON

A brand of HD Construction Equipment.

Wheel Excavator Brochure
Printed in the U.S.A.
25901_004_D012526

© 2026 HD Construction Equipment
Develon North America. All rights reserved.